

July 2022

DATA QUADRANT REPORT

Search Engine Optimization

677

Customer References

15

Solutions Evaluated

Table of Contents

Data Quadrant.....

4

Category Overview

5

Vendor Capability Summary.....

7

Vendor Capabilities.....

11

Product Feature Summary

23

Product Features

29

How to Use the Report

Info-Tech’s Data Quadrant Reports provide a comprehensive evaluation of popular products in the Search Engine Optimization market. This buyer’s guide is designed to help prospective purchasers make better decisions by leveraging the experiences of real users.

The data in this report is collected from real end users, meticulously verified for veracity, exhaustively analyzed, and visualized in easy to understand charts and graphs. Each product is compared and contrasted with all other products in the category to create a holistic, unbiased view of the product landscape.

Use this report to determine which product is right for your organization. For highly detailed reports on individual products, see Info-Tech’s Product Scorecard.

This report is available free of charge for internal use only to assist with software evaluation and selection. Sharing, republishing, distributing, or otherwise copying any portion of this report without the express written consent of SoftwareReviews.com is strictly prohibited.

© 2022 SoftwareReviews.com. All rights reserved.

Software Directory

SEARCH ENGINE OPTIMIZATION SOFTWARE

Selecting software can be overwhelming and one of the biggest challenges facing organizations is understanding the marketplace and identifying all of the available vendors and products. The Software Directory is a comprehensive list of all relevant software products in a particular category. Use this page to create the right product shortlist by exploring all of the options available to your organization.

Search Engine Optimization Software

 AccuRanker

 Ahrefs

 Botify

 BrightEdge

 Conductor

 ContentKing for Conductor

 Diib

 Moz Pro

 Netpeak SEO

 RankAbove

 Raven

 Searchmetrics

 Semrush

 seoClarity

 SEO PowerSuite

 SEOptimer

 SEO Spider

 SE Ranking

 Serpstat SEO

 Silktide

 Sitechecker SEO Platform

 Siteimprove

 SpyFu

 Surfer SEO

 Verbolia

 WebCEO

 WooRank



SOFTWARE REVIEWS

Data Quadrant



Assess vendor and product performance at a glance and use the SoftwareReviews Data Quadrant to identify which products and vendors are leading the pack and which are trailing.



SEARCH ENGINE OPTIMIZATION

The Software Reviews Data Quadrant evaluates and ranks products based on feedback from IT and business professionals. The placement of a software in the Data Quadrant indicates its relative ranking as well as its categorization.

The Complete Software Experience

When distilled down, the software experience is shaped by both the experience with the software and the relationship with the vendor. Evaluating enterprise software along these two dimensions provides a comprehensive understanding of the product and helps identify vendors that can deliver on both.

Product Features and Satisfaction

The satisfaction is captured in the overall satisfaction score, which is driven by the likelihood of users to recommend the software, combined with user satisfaction across top product features.

Vendor Experience and Capabilities



























The vendor relationship is calculated in a weighted average of the satisfaction scores tied to vendor capabilities (e.g. software implementation, training, customer support, product roadmap) as well as emotional response ratings toward the vendor (e.g. trustworthy, respectful, fair).

Note: The axes ranges are dynamically adjusted based on minimum and maximum values in the dataset.

Category Overview

This page provides a high level summary of product performance within the Search Engine Optimization category. Products are ranked by a composite satisfaction score (Composite Score) that averages four different areas of evaluation: Net Emotional Footprint, Vendor Capabilities, Product Features, and Likeliness to Recommend. The Net Emotional Footprint Score measures user emotional response ratings of the vendor (e.g. trustworthy, respectful, fair).

























Use this data to get a sense of the field, and to see how the products you're considering stack up.

RANK	PRODUCT	COMPOSITE SCORE	NET EMOTIONAL FOOTPRINT	NET EMOTIONAL FOOTPRINT DISTRIBUTION	VENDOR CAPABILITIES	PRODUCT FEATURES	LIKELINESS TO RECOMMEND	NUMBER OF REVIEWS
	 Conductor	8.8/10	+90 	<div><div></div><div></div><div></div><div></div></div> <div>2% NEGATIVE92% POSITIVE</div>	86%	88%	89%	21
	 Siteimprove	8.8/10	+93 	<div><div></div><div></div><div></div><div></div></div> <div>-- NEGATIVE94% POSITIVE</div>	85%	83%	90%	30
	 Surfer SEO	8.7/10	+90 	<div><div></div><div></div><div></div><div></div></div> <div>3% NEGATIVE93% POSITIVE</div>	82%	85%	90%	82
	 Searchmetrics	8.6/10	+93 	<div><div></div><div></div><div></div><div></div></div> <div>-- NEGATIVE94% POSITIVE</div>	81%	81%	87%	23
	 SE Ranking	8.6/10	+95 	<div><div></div><div></div><div></div><div></div></div> <div>-- NEGATIVE96% POSITIVE</div>	80%	80%	87%	36
6	 ContentKing for Conductor	8.4/10	+85 	<div><div></div><div></div><div></div><div></div></div> <div>4% NEGATIVE89% POSITIVE</div>	85%	84%	84%	24
7	 Semrush	8.3/10	+83 	<div><div></div><div></div><div></div><div></div></div> <div>3% NEGATIVE86% POSITIVE</div>	78%	82%	89%	158
8	 Serpstat	8.2/10	+83 	<div><div></div><div></div><div></div><div></div></div> <div>4% NEGATIVE87% POSITIVE</div>	78%	81%	87%	39
9	 Verbolia	8.2/10	+83 	<div><div></div><div></div><div></div><div></div></div> <div>4% NEGATIVE87% POSITIVE</div>	80%	81%	85%	22
10	 Ahrefs	8.1/10	+79 	<div><div></div><div></div><div></div><div></div></div> <div>7% NEGATIVE86% POSITIVE</div>	78%	81%	86%	41
AVERAGE SCORES		8.3/10	+84 	<div><div></div><div></div><div></div><div></div></div> <div>4% NEGATIVE88% POSITIVE</div>	80%	81%	85%	40

Category Overview

This page provides a high level summary of product performance within the Search Engine Optimization category. Products are ranked by a composite satisfaction score (Composite Score) that averages four different areas of evaluation: Net Emotional Footprint, Vendor Capabilities, Product Features, and Likeliness to Recommend. The Net Emotional Footprint Score measures user emotional response ratings of the vendor (e.g. trustworthy, respectful, fair).



Use this data to get a sense of the field, and to see how the products you're considering stack up.

RANK	PRODUCT	COMPOSITE SCORE	NET EMOTIONAL FOOTPRINT	NET EMOTIONAL FOOTPRINT DISTRIBUTION	VENDOR CAPABILITIES	PRODUCT FEATURES	LIKELINESS TO RECOMMEND	NUMBER OF REVIEWS
11	 WebCEO	8.0/10	+80 	 <div>7% NEGATIVE87% POSITIVE</div>	78%	77%	86%	21
12	 Moz Pro	7.9/10	+79 	 <div>6% NEGATIVE85% POSITIVE</div>	75%	78%	82%	28
13	 BrightEdge	7.8/10	+74 	 <div>5% NEGATIVE79% POSITIVE</div>	77%	80%	81%	28
14	 seoClarity	7.8/10	+78 	 <div>6% NEGATIVE84% POSITIVE</div>	77%	79%	78%	20
15	 SEO PowerSuite	7.7/10	+72 	 <div>10% NEGATIVE82% POSITIVE</div>	78%	81%	77%	25
AVERAGE SCORES		8.3/10	+84 	 <div>4% NEGATIVE88% POSITIVE</div>	80%	81%	85%	40
	PRODUCTS WITH INSUFFICIENT DATA							
--	 SpyFu	8.0/10	+80 	 <div>3% NEGATIVE83% POSITIVE</div>	79%	81%	82%	19
--	 SEO Spider	8.9/10	+97 	 <div>-- NEGATIVE97% POSITIVE</div>	81%	87%	90%	17
--	 Botify	7.2/10	+68 	 <div>10% NEGATIVE78% POSITIVE</div>	70%	70%	80%	17
--	 Netpeak SEO	9.2/10	+99 	 <div>-- NEGATIVE99% POSITIVE</div>	85%	89%	94%	15
--	 WooRank	8.2/10	+88 	 <div>-- NEGATIVE89% POSITIVE</div>	72%	88%	80%	6

Category Overview

This page provides a high level summary of product performance within the Search Engine Optimization category. Products are ranked by a composite satisfaction score (Composite Score) that averages four different areas of evaluation: Net Emotional Footprint, Vendor Capabilities, Product Features, and Likeliness to Recommend. The Net Emotional Footprint Score measures user emotional response ratings of the vendor (e.g. trustworthy, respectful, fair).

Use this data to get a sense of the field, and to see how the products you’re considering stack up.

RANK	PRODUCT	COMPOSITE SCORE	NET EMOTIONAL FOOTPRINT	NET EMOTIONAL FOOTPRINT DISTRIBUTION	VENDOR CAPABILITIES	PRODUCT FEATURES	LIKELINESS TO RECOMMEND	NUMBER OF REVIEWS
	PRODUCTS WITH INSUFFICIENT DATA							
--	 Sitechecker SEO Platform	8.8/10	+98 	<div><div></div></div> <div>-- NEGATIVE99% POSITIVE</div>	88%	83%	84%	5

Vendor Capability Summary

This page summarizes user satisfaction with a variety of vendor capabilities regarding their product offering(s). Look for strong and consistent performance across the board when assembling your shortlist, and follow-up on areas of concern during the evaluation and negotiation processes.

PRODUCT	OVERALL CAPABILITY SATISFACTION	BUSINESS VALUE CREATED	BREADTH OF FEATURES	QUALITY OF FEATURES	PRODUCT STRATEGY AND RATE OF IMPROVEMENT	USABILITY AND INTUITIVENESS	VENDOR SUPPORT	EASE OF DATA INTEGRATION	EASE OF ADMINISTRATION	EASE OF CUSTOMIZATION	AVAILABILITY AND QUALITY OF TRAINING	EASE OF IMPLEMENTATION
Conductor	86%	90%	86%	85%	80%	83%	90%	87%	87%	80%	90%	88%
Siteimprove	85%	82%	86%	87%	83%	88%	88%	84%	85%	79%	85%	88%
ContentKing for Conductor	85%	80%	81%	85%	81%	84%	89%	87%	88%	84%	83%	88%
Surfer SEO	82%	83%	79%	81%	82%	81%	85%	81%	81%	77%	84%	86%
Searchmetrics	82%	85%	79%	82%	76%	80%	91%	77%	76%	73%	92%	83%
SE Ranking	81%	85%	78%	81%	78%	81%	85%	81%	82%	76%	79%	81%
Verbolia	80%	84%	77%	79%	84%	87%	91%	74%	73%	77%	72%	76%
Serpstat SEO	79%	80%	81%	78%	74%	78%	84%	78%	79%	72%	79%	82%
WebCEO	78%	79%	80%	81%	80%	75%	86%	70%	81%	78%	71%	82%
Semrush	78%	81%	83%	80%	78%	77%	76%	78%	78%	73%	75%	81%
CATEGORY AVERAGE	80%	82%	81%	80%	79%	79%	85%	78%	79%	76%	80%	82%

Vendor Capability Summary

This page summarizes user satisfaction with a variety of vendor capabilities regarding their product offering(s). Look for strong and consistent performance across the board when assembling your shortlist, and follow-up on areas of concern during the evaluation and negotiation processes.

PRODUCT	OVERALL CAPABILITY SATISFACTION	BUSINESS VALUE CREATED	BREADTH OF FEATURES	QUALITY OF FEATURES	PRODUCT STRATEGY AND RATE OF IMPROVEMENT	USABILITY AND INTUITIVENESS	VENDOR SUPPORT	EASE OF DATA INTEGRATION	EASE OF ADMINISTRATION	EASE OF CUSTOMIZATION	AVAILABILITY AND QUALITY OF TRAINING	EASE OF IMPLEMENTATION
SEO PowerSuite	78%	86%	86%	73%	80%	65%	91%	67%	71%	77%	80%	88%
Ahrefs	78%	86%	84%	84%	77%	79%	73%	77%	78%	72%	69%	79%
BrightEdge	77%	77%	75%	79%	77%	70%	85%	77%	76%	76%	83%	78%
seoClarity	77%	76%	79%	78%	82%	79%	87%	74%	70%	64%	81%	76%
Moz Pro	76%	75%	80%	75%	69%	74%	72%	75%	83%	73%	80%	80%
CATEGORY AVERAGE	80%	82%	81%	80%	79%	79%	85%	78%	79%	76%	80%	82%

PRODUCTS WITH INSUFFICIENT DATA												
SpyFu	79%	84%	79%	82%	71%	80%	80%	71%	86%	78%	75%	79%
SEO Spider	82%	88%	82%	90%	84%	79%	79%	83%	80%	77%	76%	81%
Botify	70%	72%	81%	79%	62%	65%	74%	63%	72%	57%	76%	69%
Netpeak SEO	85%	87%	89%	88%	80%	87%	88%	86%	84%	80%	79%	85%
WooRank	74%	79%	79%	79%	54%	75%	81%	75%	69%	75%	81%	70%

Vendor Capability Summary

This page summarizes user satisfaction with a variety of vendor capabilities regarding their product offering(s). Look for strong and consistent performance across the board when assembling your shortlist, and follow-up on areas of concern during the evaluation and negotiation processes.

PRODUCT	OVERALL CAPABILITY SATISFACTION	BUSINESS VALUE CREATED	BREADTH OF FEATURES	QUALITY OF FEATURES	PRODUCT STRATEGY AND RATE OF IMPROVEMENT	USABILITY AND INTUITIVENESS	VENDOR SUPPORT	EASE OF DATA INTEGRATION	EASE OF ADMINISTRATION	EASE OF CUSTOMIZATION	AVAILABILITY AND QUALITY OF TRAINING	EASE OF IMPLEMENTATION
CATEGORY AVERAGE	80%	82%	81%	80%	79%	79%	85%	78%	79%	76%	80%	82%
PRODUCTS WITH INSUFFICIENT DATA												
Sitechecker SEO Platform	88%	95%	90%	85%	90%	85%	75%	90%	85%	95%	90%	90%

Vendor Capability Satisfaction

Vendor Capabilities

This table lists and briefly describes all vendor capabilities that are evaluated in the Search Engine Optimization software category. For your convenience, you will also find longer descriptions of the capabilities under the capability subheadings in the subsequent pages.

Business Value Created	The underlying purpose of software is to create value for employees, customers, partners and ultimately shareholders. As a result, it is imperative that any software selection be aligned with the organization’s needs and deliver enough business value to justify the cost. The data below highlights the satisfaction level associated with the business value derived from various product offerings. Use this information to identify the software that consistently creates business value for its customers.
Breadth of Features	Users prefer to work with feature rich software that enables them to perform diverse series of tasks as opposed to one they find restrictive. The data below highlights the satisfaction level associated with the breadth of features from various product offerings. Use this information to identify which software offers valuable comprehensive functionality that extends beyond the basic level.
Quality of Features	Feature quality is just as important as quantity. Software needs to do what you’re purchasing it to do, easily, intuitively, reliably, and effectively. Use the data in this section to gauge whether or not a product follows through on the marketing hype by delivering high quality features.
Product Strategy and Rate of Improvement	Purchasing software can be a significant commitment, so it’s important to know if your vendor is serious about the need for constant improvement and deliberate strategic direction. Vendors who don’t stay on top of emerging needs and trends won’t enable you to meet your business goals. Use the data in this section to separate innovators from imposters.
Usability And Intuitiveness	End user learning curves cost the organization money. Pay attention to your end users’ technical ability to determine how important UX is in your purchase.


This section provides detailed information on user satisfaction for each vendor capability regarding their product offering(s). Use these pages to dig deeper into areas of particular interest or concern.

Vendor Support	The importance of vendor support will vary for each organization depending on internal capabilities, but there will always be issues that only the vendor can resolve. Use the data in this section to see which vendors tend to under-service their product and which will offer quality support.
Ease of Data Integration	The ability to integrate with other systems is increasingly important; without this, manual data loading and extraction can be time-consuming and prone to error. Use this section to see which vendors will cause headaches and which will make data integration easy.
Ease of Administration	Administrative interfaces don’t get the same attention as those built for end users, but they shouldn’t be clunky or unintuitive. Use the data in this section to determine which vendors make administration easy, so that your IT personnel can resolve issues and perform configurations efficiently and effectively.
Ease of Customization	Out-of-the-box functionality often isn’t enough, especially for niche or industry-specific software, and the reason you’re buying rather than building is to save time and money in the first place. Don’t get bogged down in a difficult customization; use the data in this section to make sure you can easily achieve the functionality you need for your particular situation.
Availability and Quality of Training	Effective and readily available training enables users to get the most out of the software you’ve chosen. Use this section to make sure your vendor’s training programs and materials measure up.
Ease of Implementation	Choosing the right software is only the first step. Successfully implementing the new solution is necessary in order to realize its full value and promote end user adoption. Use the data in this section to determine which software is easy to implement, and which may jeopardize your goals by causing trouble in this stage.

Vendor Capability Satisfaction

Business Value Created

The underlying purpose of software is to create value for employees, customers, partners and ultimately shareholders. As a result, it is imperative that any software selection be aligned with the organization's needs and deliver enough business value to justify the cost. The data below highlights the satisfaction level associated with the business value derived from various product offerings. Use this information to identify the software that consistently creates business value for its customers.



CONDUCTOR

TOP PRODUCT

Delights

62%

Highly Satisfies

38%

Almost Satisfies















--

Disappoints

--







90%

Business Value Created

2	 Ahrefs	<div></div> <div></div> <div></div> <div></div> <div></div> <div></div> <div></div> <div></div> <div></div> <div></div> <div></div> <div></div> <div></div>	86%	41 REVIEWS
3	 SEO PowerSuite	<div></div> <div></div> <div></div> <div></div> <div></div> <div></div> <div></div> <div></div> <div></div> <div></div> <div></div> <div></div> <div></div>	86%	25 REVIEWS
4	 Searchmetrics	<div></div> <div></div> <div></div> <div></div> <div></div> <div></div> <div></div> <div></div> <div></div> <div></div> <div></div> <div></div>	85%	23 REVIEWS
5	 SE Ranking	<div></div> <div></div> <div></div> <div></div> <div></div> <div></div> <div></div> <div></div> <div></div> <div></div> <div></div> <div></div> <div></div>	85%	36 REVIEWS
6	 Verbolia	<div></div> <div></div> <div></div> <div></div> <div></div> <div></div> <div></div> <div></div> <div></div> <div></div> <div></div> <div></div>	84%	22 REVIEWS
7	 Surfer SEO	<div></div> <div></div> <div></div> <div></div> <div></div> <div></div> <div></div> <div></div> <div></div> <div></div> <div></div> <div></div> <div></div>	83%	82 REVIEWS
8	 Siteimprove	<div></div> <div></div> <div></div> <div></div> <div></div> <div></div> <div></div> <div></div> <div></div> <div></div> <div></div> <div></div>	82%	30 REVIEWS
9	 Semrush	<div></div> <div></div> <div></div> <div></div> <div></div> <div></div> <div></div> <div></div> <div></div> <div></div> <div></div> <div></div> <div></div>	81%	158 REVIEWS
10	 ContentKing for Conductor	<div></div> <div></div> <div></div> <div></div> <div></div> <div></div> <div></div> <div></div> <div></div> <div></div> <div></div> <div></div> <div></div>	80%	24 REVIEWS
11	 Serpstat SEO	<div></div> <div></div> <div></div> <div></div> <div></div> <div></div> <div></div> <div></div> <div></div> <div></div> <div></div> <div></div> <div></div>	80%	39 REVIEWS
12	 WebCEO	<div></div> <div></div> <div></div> <div></div> <div></div> <div></div> <div></div> <div></div> <div></div> <div></div> <div></div> <div></div> <div></div>	79%	21 REVIEWS
13	 BrightEdge	<div></div> <div></div> <div></div> <div></div> <div></div> <div></div> <div></div> <div></div> <div></div> <div></div> <div></div> <div></div> <div></div>	77%	28 REVIEWS
14	 seoClarity	<div></div> <div></div> <div></div> <div></div> <div></div> <div></div> <div></div> <div></div> <div></div> <div></div> <div></div> <div></div> <div></div>	76%	20 REVIEWS
15	 Moz Pro	<div></div> <div></div> <div></div> <div></div> <div></div> <div></div> <div></div> <div></div> <div></div> <div></div> <div></div> <div></div> <div></div>	75%	28 REVIEWS
		CATEGORY AVERAGE		82%

This section provides detailed information on user satisfaction for each vendor capability regarding their product offering(s). Use these pages to dig deeper into areas of particular interest or concern.

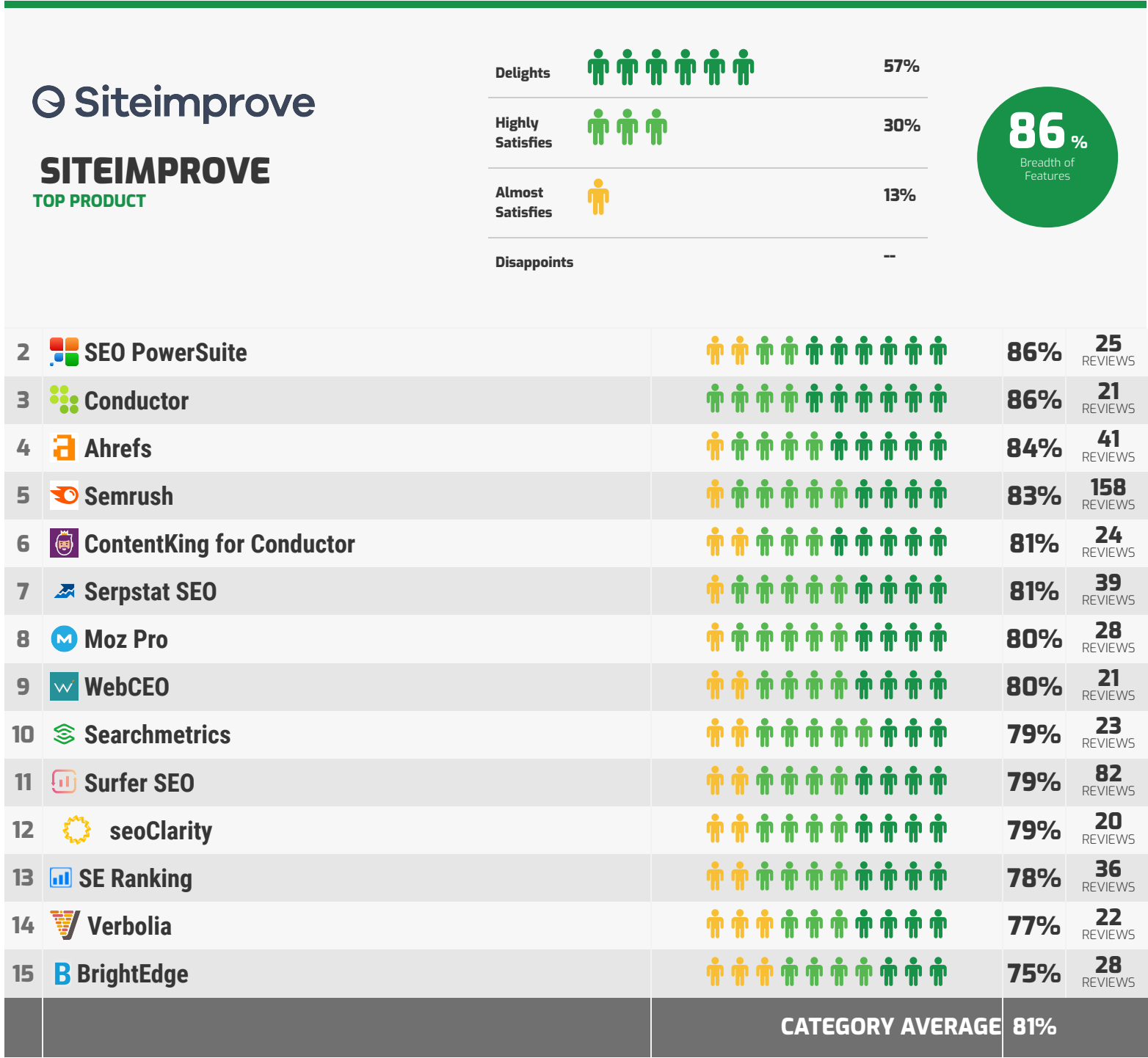
PRODUCTS WITH INSUFFICIENT DATA

--	 SpyFu	<div><div></div><div></div><div></div><div></div><div></div><div></div><div></div><div></div><div></div><div></div><div></div><div></div></div>	84%	19 REVIEWS
--	 SEO Spider	<div><div></div><div></div><div></div><div></div><div></div><div></div><div></div><div></div><div></div><div></div><div></div><div></div></div>	88%	17 REVIEWS
--	 Botify	<div><div></div><div></div><div></div><div></div><div></div><div></div><div></div><div></div><div></div><div></div><div></div><div></div></div>	72%	17 REVIEWS
--	 Netpeak SEO	<div><div></div><div></div><div></div><div></div><div></div><div></div><div></div><div></div><div></div><div></div><div></div><div></div></div>	87%	15 REVIEWS
--	 WooRank	<div><div></div><div></div><div></div><div></div><div></div><div></div><div></div><div></div><div></div><div></div><div></div><div></div></div>	79%	6 REVIEWS
--	 Sitechecker SEO Platform	<div><div></div><div></div><div></div><div></div><div></div><div></div><div></div><div></div><div></div><div></div><div></div><div></div></div>	95%	5 REVIEWS

Vendor Capability Satisfaction













Breadth of Features

Users prefer to work with feature rich software that enables them to perform diverse series of tasks as opposed to one they find restrictive. The data below highlights the satisfaction level associated with the breadth of features from various product offerings. Use this information to identify which software offers valuable comprehensive functionality that extends beyond the basic level.



This section provides detailed information on user satisfaction for each vendor capability regarding their product offering(s). Use these pages to dig deeper into areas of particular interest or concern.

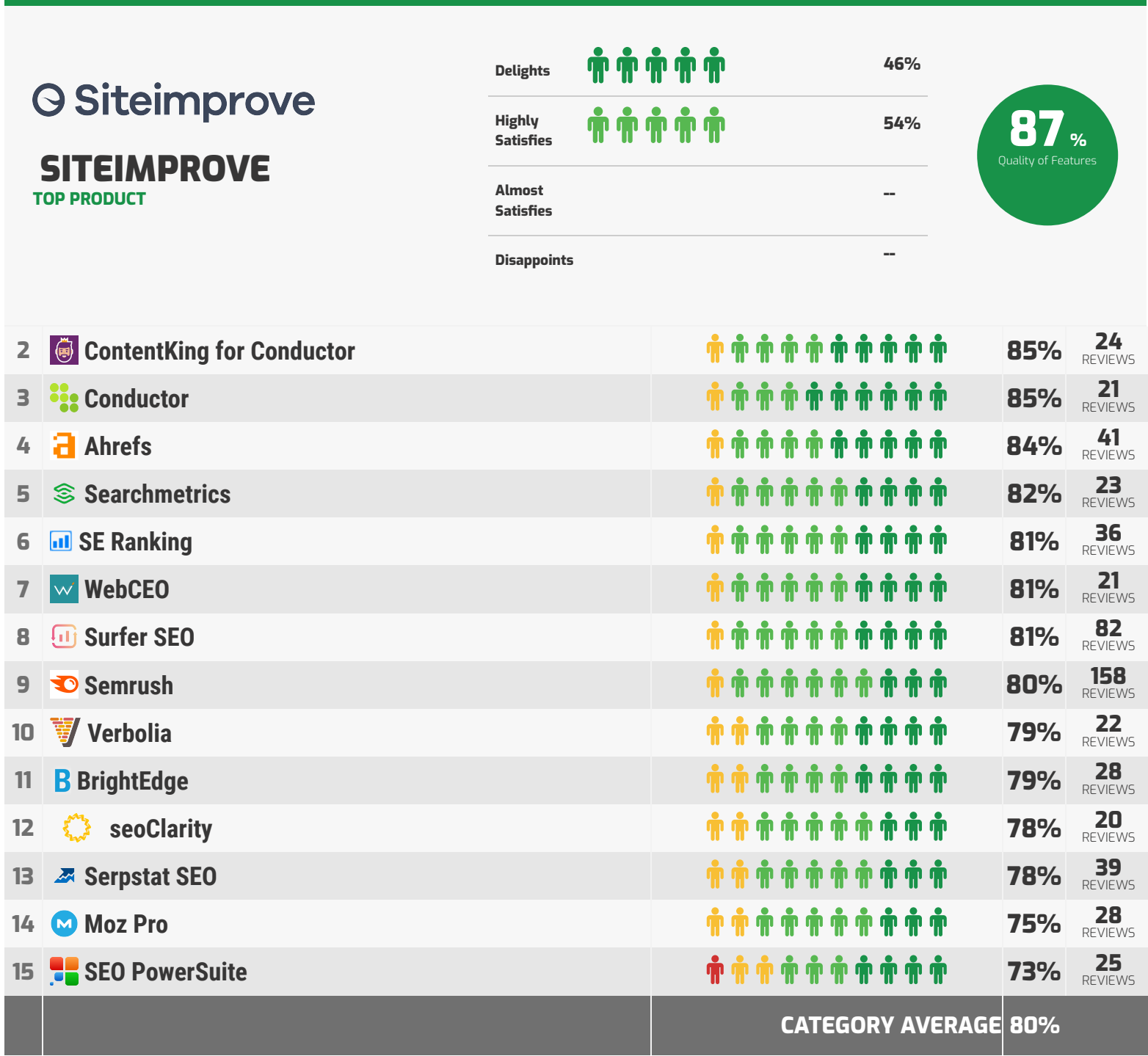
PRODUCTS WITH INSUFFICIENT DATA

--	 SpyFu		79%	19 REVIEWS
--	 SEO Spider		82%	17 REVIEWS
--	 Botify		81%	17 REVIEWS
--	 Netpeak SEO		89%	15 REVIEWS
--	 WooRank		79%	6 REVIEWS
--	 Sitechecker SEO Platform		90%	5 REVIEWS

Vendor Capability Satisfaction

Quality of Features

Feature quality is just as important as quantity. Software needs to do what you're purchasing it to do, easily, intuitively, reliably, and effectively. Use the data in this section to gauge whether or not a product follows through on the marketing hype by delivering high quality features.



This section provides detailed information on user satisfaction for each vendor capability regarding their product offering(s). Use these pages to dig deeper into areas of particular interest or concern.

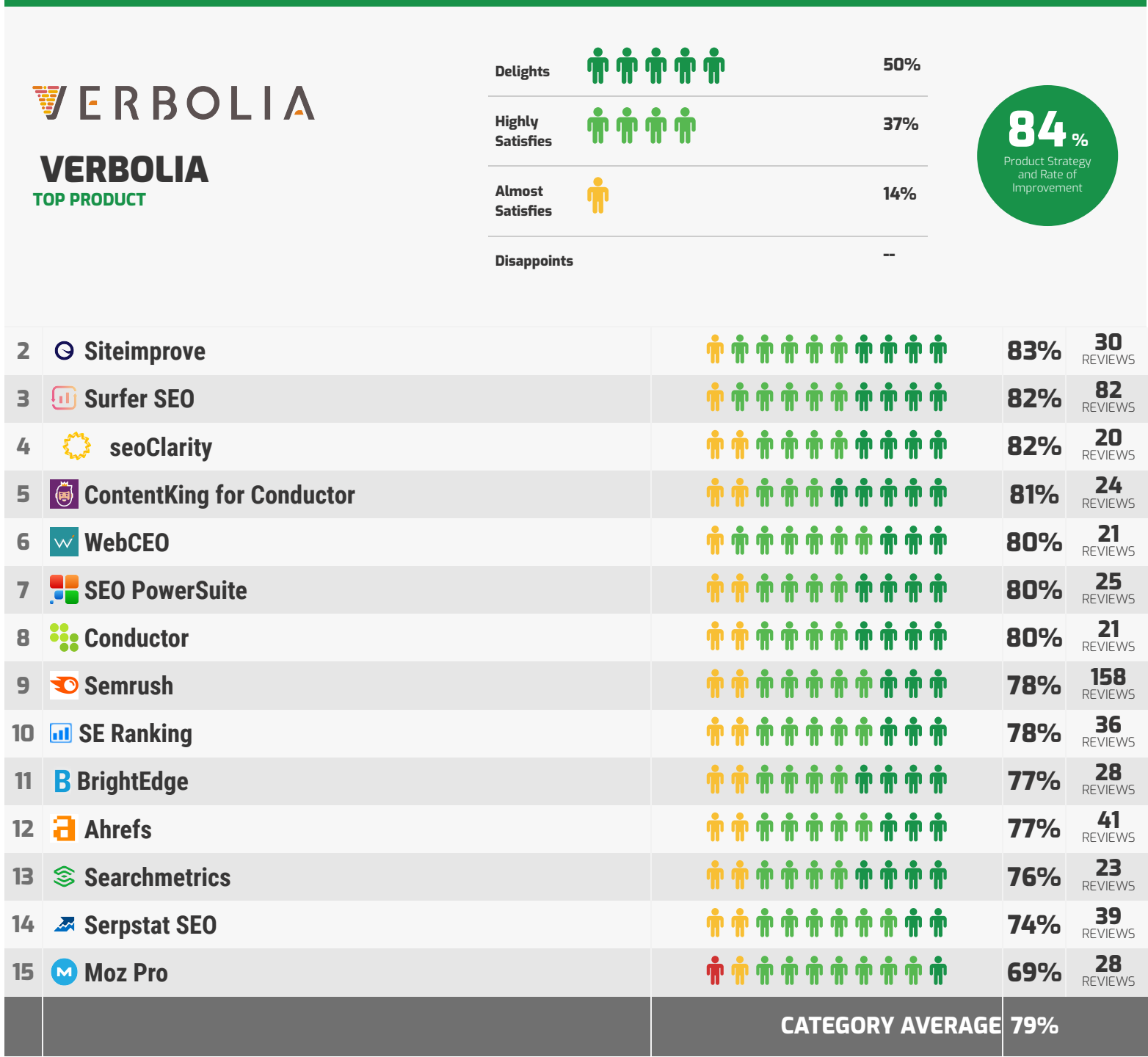
PRODUCTS WITH INSUFFICIENT DATA

--	SpyFu	<div><div></div><div></div><div></div><div></div><div></div><div></div><div></div><div></div><div></div><div></div><div></div><div></div><div></div><div></div></div>	82%	19 REVIEWS
--	SEO Spider	<div><div></div><div></div><div></div><div></div><div></div><div></div><div></div><div></div><div></div><div></div><div></div><div></div><div></div><div></div></div>	90%	17 REVIEWS
--	Botify	<div><div></div><div></div><div></div><div></div><div></div><div></div><div></div><div></div><div></div><div></div><div></div><div></div><div></div><div></div></div>	79%	17 REVIEWS
--	Netpeak SEO	<div><div></div><div></div><div></div><div></div><div></div><div></div><div></div><div></div><div></div><div></div><div></div><div></div><div></div><div></div></div>	88%	15 REVIEWS
--	WooRank	<div><div></div><div></div><div></div><div></div><div></div><div></div><div></div><div></div><div></div><div></div><div></div><div></div><div></div><div></div></div>	79%	6 REVIEWS
--	Sitechecker SEO Platform	<div><div></div><div></div><div></div><div></div><div></div><div></div><div></div><div></div><div></div><div></div><div></div><div></div><div></div><div></div></div>	85%	5 REVIEWS

Vendor Capability Satisfaction













Product Strategy and Rate of Improvement

Purchasing software can be a significant commitment, so it's important to know if your vendor is serious about the need for constant improvement and deliberate strategic direction. Vendors who don't stay on top of emerging needs and trends won't enable you to meet your business goals. Use the data in this section to separate innovators from imposters.



This section provides detailed information on user satisfaction for each vendor capability regarding their product offering(s). Use these pages to dig deeper into areas of particular interest or concern.

PRODUCTS WITH INSUFFICIENT DATA

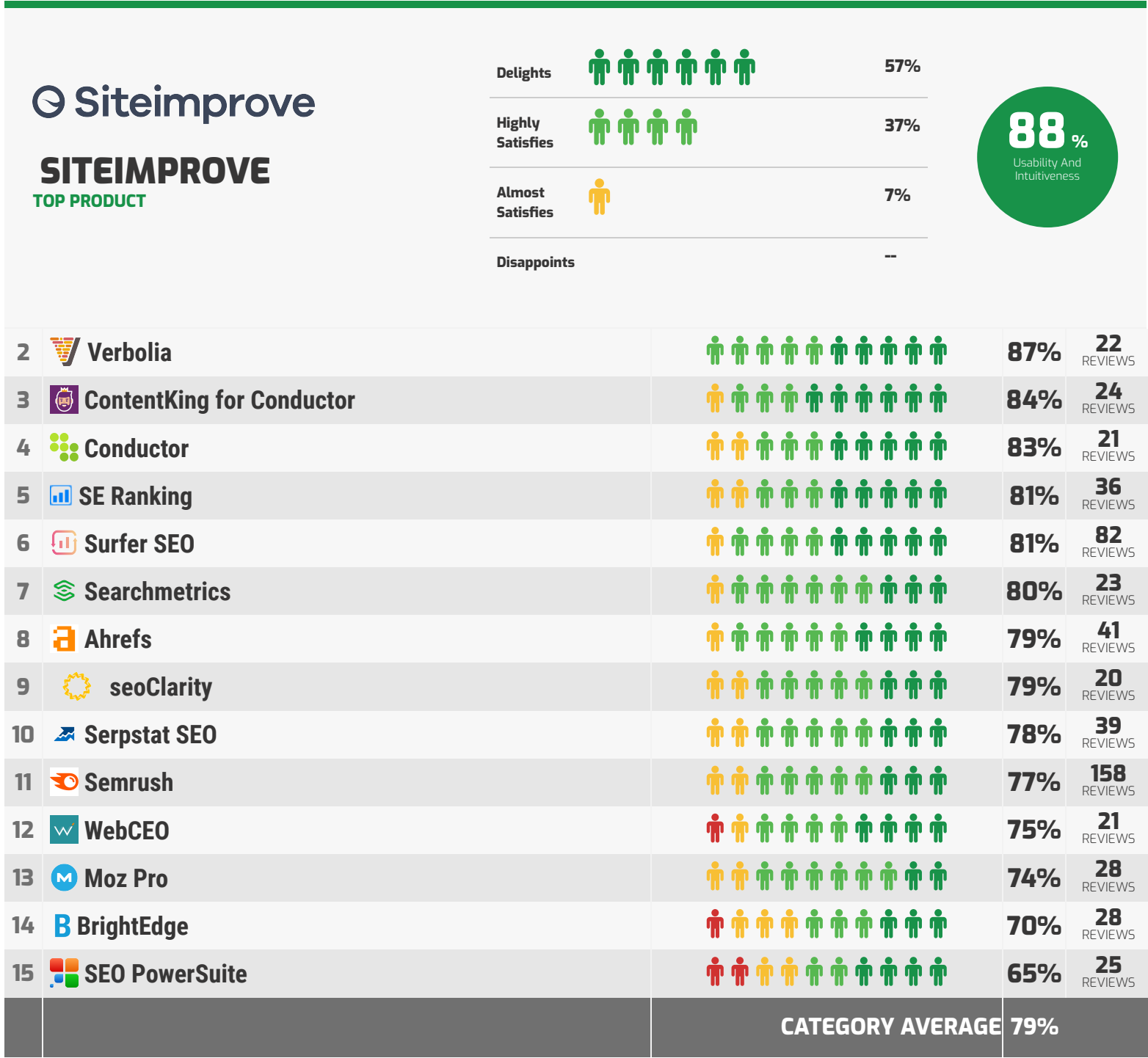
--	 SpyFu		71%	19 REVIEWS
--	 SEO Spider		84%	17 REVIEWS
--	 Botify		62%	17 REVIEWS
--	 Netpeak SEO		80%	15 REVIEWS
--	 WooRank		54%	6 REVIEWS
--	 Sitechecker SEO Platform		90%	5 REVIEWS

Vendor Capability Satisfaction

Usability And Intuitiveness

End user learning curves cost the organization money. Pay attention to your end users' technical ability to determine how important UX is in your purchase.

This section provides detailed information on user satisfaction for each vendor capability regarding their product offering(s). Use these pages to dig deeper into areas of particular interest or concern.




PRODUCTS WITH INSUFFICIENT DATA

--	<div></div> SpyFu	<div><div></div><div></div><div></div><div></div><div></div><div></div><div></div><div></div><div></div><div></div></div>	80%	19 REVIEWS
--	<div></div> SEO Spider	<div><div></div><div></div><div></div><div></div><div></div><div></div><div></div><div></div><div></div><div></div></div>	79%	17 REVIEWS
--	<div></div> Botify	<div><div></div><div></div><div></div><div></div><div></div><div></div><div></div><div></div><div></div><div></div></div>	65%	17 REVIEWS
--	<div></div> Netpeak SEO	<div><div></div><div></div><div></div><div></div><div></div><div></div><div></div><div></div><div></div><div></div></div>	87%	15 REVIEWS
--	<div></div> WooRank	<div><div></div><div></div><div></div><div></div><div></div><div></div><div></div><div></div><div></div><div></div></div>	75%	6 REVIEWS
--	<div></div> Sitechecker SEO Platform	<div><div></div><div></div><div></div><div></div><div></div><div></div><div></div><div></div><div></div><div></div></div>	85%	5 REVIEWS

Vendor Capability Satisfaction

Vendor Support

The importance of vendor support will vary for each organization depending on internal capabilities, but there will always be issues that only the vendor can resolve. Use the data in this section to see which vendors tend to under-service their product and which will offer quality support.

 searchmetrics

SEARCHMETRICS

TOP PRODUCT

Delights

Highly Satisfies

Almost Satisfies

Disappoints

65%















35%

--

--







91%

Vendor Support

2	 SEO PowerSuite	<div><div></div><div></div><div></div><div></div><div></div><div></div><div></div><div></div><div></div><div></div><div></div><div></div><div></div><div></div><div></div><div></div><div></div><div></div><div></div><div></div><div></div></div>	91%	25 REVIEWS
3	 Verbolia	<div><div></div><div></div><div></div><div></div><div></div><div></div><div></div><div></div><div></div><div></div><div></div><div></div><div></div><div></div><div></div><div></div><div></div><div></div><div></div><div></div><div></div></div>	91%	22 REVIEWS
4	 Conductor	<div><div></div><div></div><div></div><div></div><div></div><div></div><div></div><div></div><div></div><div></div><div></div><div></div><div></div><div></div><div></div><div></div><div></div><div></div><div></div><div></div><div></div></div>	90%	21 REVIEWS
5	 ContentKing for Conductor	<div><div></div><div></div><div></div><div></div><div></div><div></div><div></div><div></div><div></div><div></div><div></div><div></div><div></div><div></div><div></div><div></div><div></div><div></div><div></div><div></div><div></div></div>	89%	24 REVIEWS
6	 Siteimprove	<div><div></div><div></div><div></div><div></div><div></div><div></div><div></div><div></div><div></div><div></div><div></div><div></div><div></div><div></div><div></div><div></div><div></div><div></div><div></div><div></div><div></div></div>	88%	30 REVIEWS
7	 seoClarity	<div><div></div><div></div><div></div><div></div><div></div><div></div><div></div><div></div><div></div><div></div><div></div><div></div><div></div><div></div><div></div><div></div><div></div><div></div><div></div><div></div><div></div></div>	87%	20 REVIEWS
8	 WebCEO	<div><div></div><div></div><div></div><div></div><div></div><div></div><div></div><div></div><div></div><div></div><div></div><div></div><div></div><div></div><div></div><div></div><div></div><div></div><div></div><div></div><div></div></div>	86%	21 REVIEWS
9	 BrightEdge	<div><div></div><div></div><div></div><div></div><div></div><div></div><div></div><div></div><div></div><div></div><div></div><div></div><div></div><div></div><div></div><div></div><div></div><div></div><div></div><div></div><div></div></div>	85%	28 REVIEWS
10	 Surfer SEO	<div><div></div><div></div><div></div><div></div><div></div><div></div><div></div><div></div><div></div><div></div><div></div><div></div><div></div><div></div><div></div><div></div><div></div><div></div><div></div><div></div><div></div></div>	85%	82 REVIEWS
11	 SE Ranking	<div><div></div><div></div><div></div><div></div><div></div><div></div><div></div><div></div><div></div><div></div><div></div><div></div><div></div><div></div><div></div><div></div><div></div><div></div><div></div><div></div><div></div></div>	85%	36 REVIEWS
12	 Serpstat SEO	<div><div></div><div></div><div></div><div></div><div></div><div></div><div></div><div></div><div></div><div></div><div></div><div></div><div></div><div></div><div></div><div></div><div></div><div></div><div></div><div></div><div></div></div>	84%	39 REVIEWS
13	 Semrush	<div><div></div><div></div><div></div><div></div><div></div><div></div><div></div><div></div><div></div><div></div><div></div><div></div><div></div><div></div><div></div><div></div><div></div><div></div><div></div><div></div><div></div></div>	76%	158 REVIEWS
14	 Ahrefs	<div><div></div><div></div><div></div><div></div><div></div><div></div><div></div><div></div><div></div><div></div><div></div><div></div><div></div><div></div><div></div><div></div><div></div><div></div><div></div><div></div><div></div></div>	73%	41 REVIEWS
15	 Moz Pro	<div><div></div><div></div><div></div><div></div><div></div><div></div><div></div><div></div><div></div><div></div><div></div><div></div><div></div><div></div><div></div><div></div><div></div><div></div><div></div><div></div><div></div></div>	72%	28 REVIEWS
		CATEGORY AVERAGE	85%	

This section provides detailed information on user satisfaction for each vendor capability regarding their product offering(s). Use these pages to dig deeper into areas of particular interest or concern.

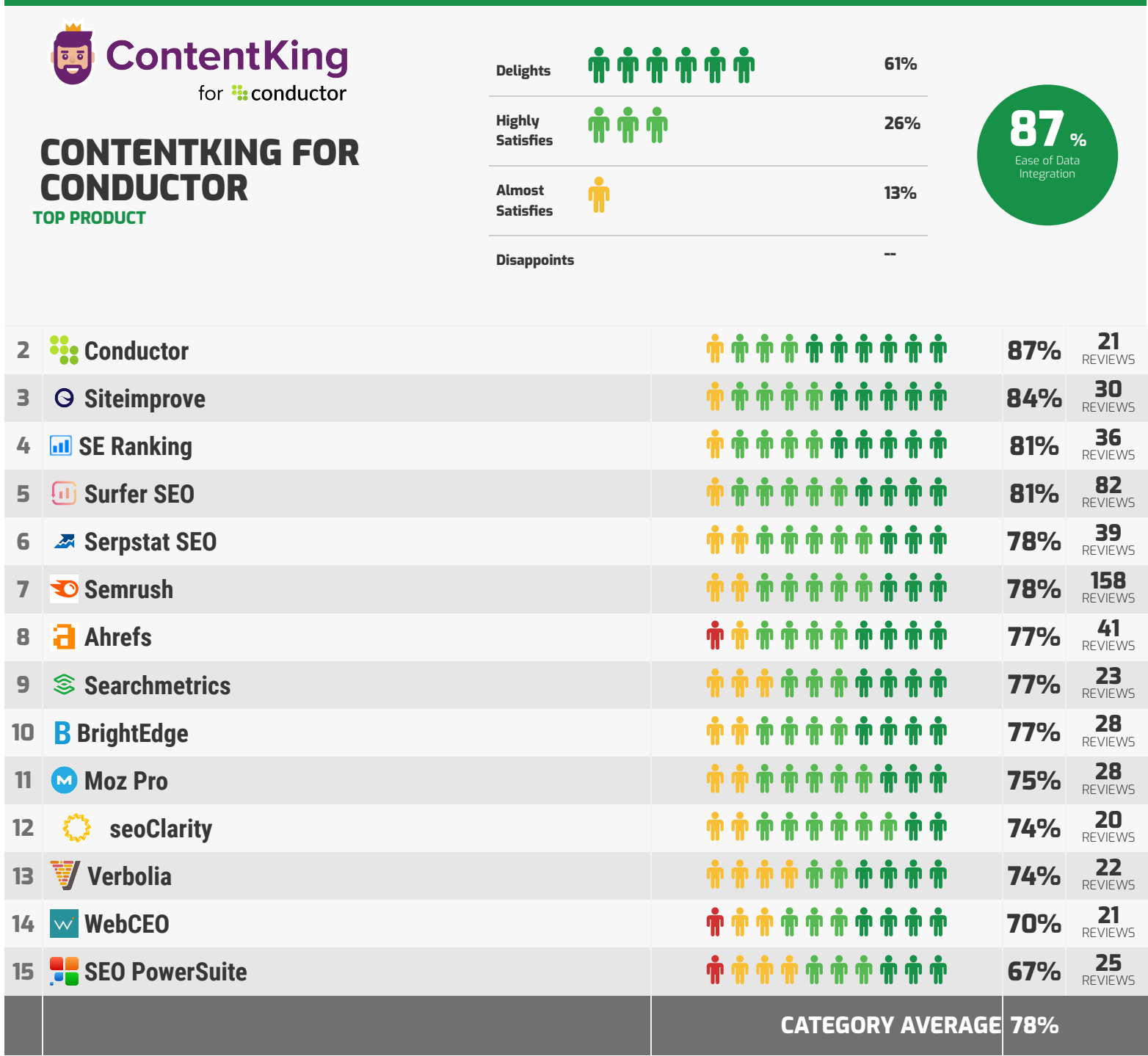
PRODUCTS WITH INSUFFICIENT DATA

--	 SpyFu	<div><div></div><div></div><div></div><div></div><div></div><div></div><div></div><div></div><div></div><div></div><div></div><div></div><div></div><div></div><div></div><div></div><div></div><div></div><div></div><div></div><div></div></div>	80%	19 REVIEWS
--	 SEO Spider	<div><div></div><div></div><div></div><div></div><div></div><div></div><div></div><div></div><div></div><div></div><div></div><div></div><div></div><div></div><div></div><div></div><div></div><div></div><div></div><div></div><div></div></div>	79%	17 REVIEWS
--	 Botify	<div><div></div><div></div><div></div><div></div><div></div><div></div><div></div><div></div><div></div><div></div><div></div><div></div><div></div><div></div><div></div><div></div><div></div><div></div><div></div><div></div><div></div></div>	74%	17 REVIEWS
--	 Netpeak SEO	<div><div></div><div></div><div></div><div></div><div></div><div></div><div></div><div></div><div></div><div></div><div></div><div></div><div></div><div></div><div></div><div></div><div></div><div></div><div></div><div></div><div></div></div>	88%	15 REVIEWS
--	 WooRank	<div><div></div><div></div><div></div><div></div><div></div><div></div><div></div><div></div><div></div><div></div><div></div><div></div><div></div><div></div><div></div><div></div><div></div><div></div><div></div><div></div><div></div></div>	81%	6 REVIEWS
--	 Sitechecker SEO Platform	<div><div></div><div></div><div></div><div></div><div></div><div></div><div></div><div></div><div></div><div></div><div></div><div></div><div></div><div></div><div></div><div></div><div></div><div></div><div></div><div></div><div></div></div>	75%	5 REVIEWS

Vendor Capability Satisfaction













Ease of Data Integration

The ability to integrate with other systems is increasingly important; without this, manual data loading and extraction can be time-consuming and prone to error. Use this section to see which vendors will cause headaches and which will make data integration easy.



This section provides detailed information on user satisfaction for each vendor capability regarding their product offering(s). Use these pages to dig deeper into areas of particular interest or concern.

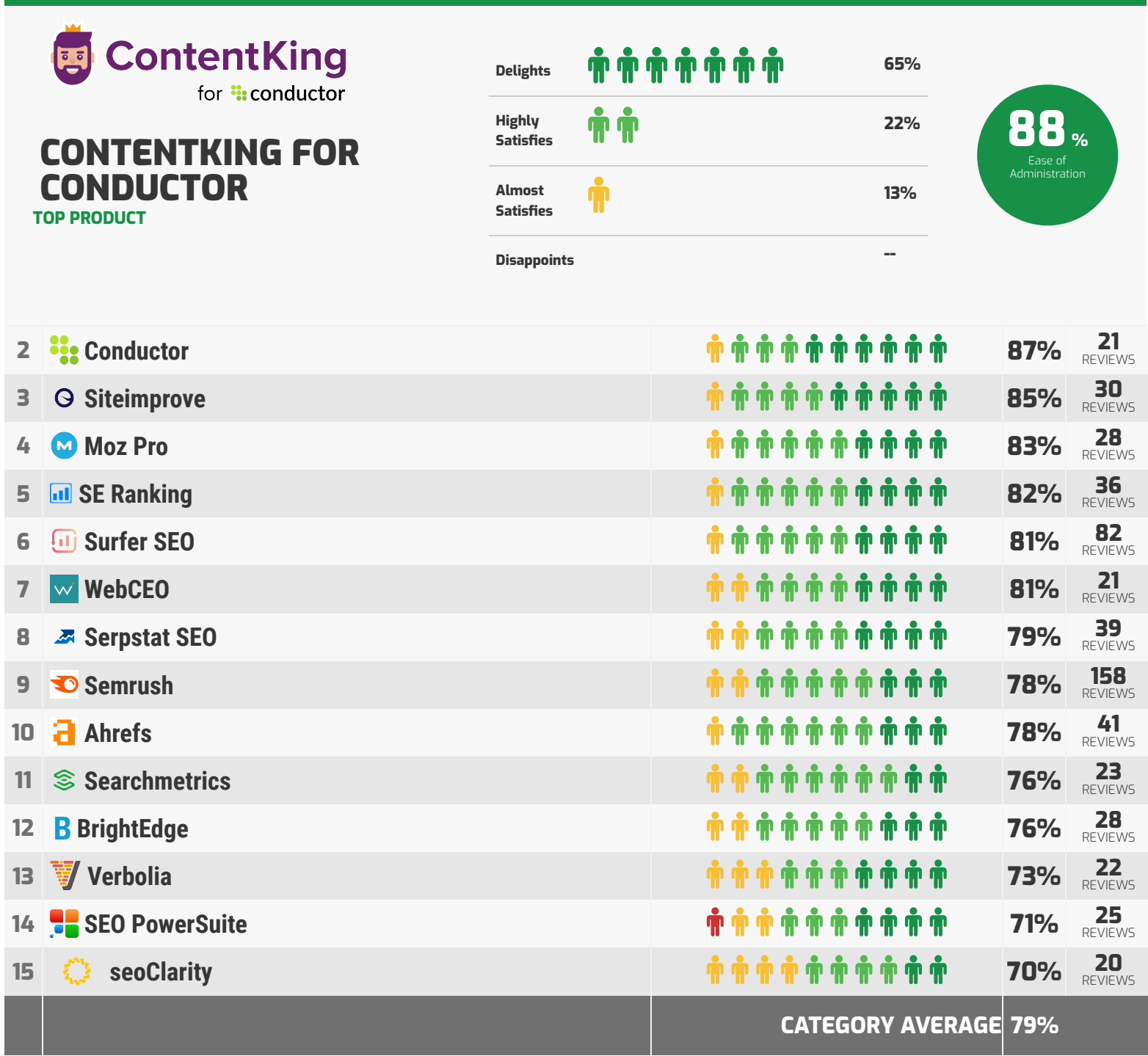
PRODUCTS WITH INSUFFICIENT DATA

--	 SpyFu		71%	19 REVIEWS
--	 SEO Spider		83%	17 REVIEWS
--	 Botify		63%	17 REVIEWS
--	 Netpeak SEO		86%	15 REVIEWS
--	 WooRank		75%	6 REVIEWS
--	 Sitechecker SEO Platform		90%	5 REVIEWS

Vendor Capability Satisfaction



































































Ease of Administration

Administrative interfaces don't get the same attention as those built for end users, but they shouldn't be clunky or unintuitive. Use the data in this section to determine which vendors make administration easy, so that your IT personnel can resolve issues and perform configurations efficiently and effectively.



This section provides detailed information on user satisfaction for each vendor capability regarding their product offering(s). Use these pages to dig deeper into areas of particular interest or concern.

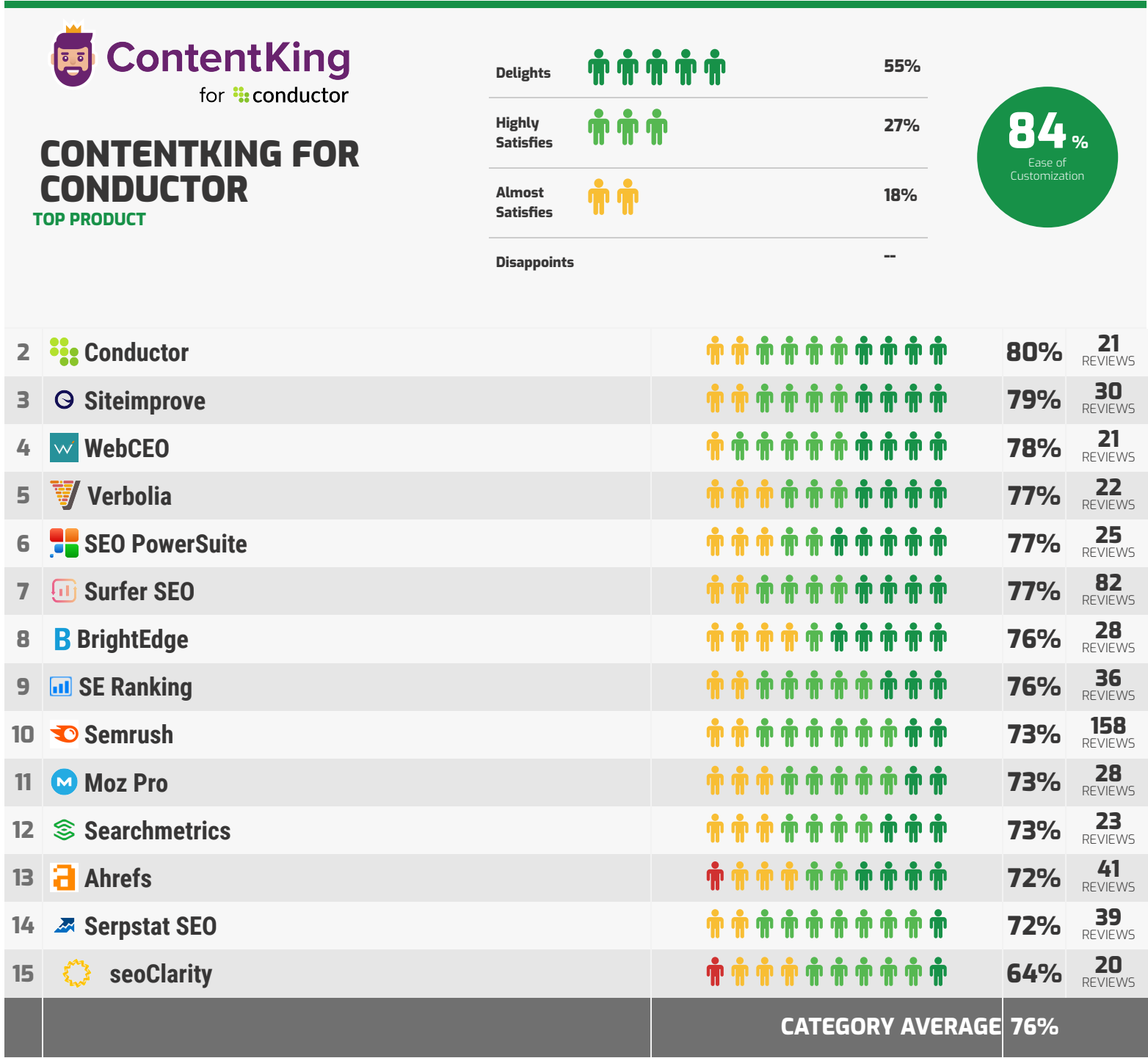
PRODUCTS WITH INSUFFICIENT DATA

--	 SpyFu	         	86%	19 REVIEWS
--	 SEO Spider	         	80%	17 REVIEWS
--	 Botify	         	72%	17 REVIEWS
--	 Netpeak SEO	         	84%	15 REVIEWS
--	 WooRank	         	69%	6 REVIEWS
--	 Sitechecker SEO Platform	         	85%	5 REVIEWS

Vendor Capability Satisfaction













Ease of Customization

Out-of-the-box functionality often isn't enough, especially for niche or industry-specific software, and the reason you're buying rather than building is to save time and money in the first place. Don't get bogged down in a difficult customization; use the data in this section to make sure you can easily achieve the functionality you need for your particular situation.



This section provides detailed information on user satisfaction for each vendor capability regarding their product offering(s). Use these pages to dig deeper into areas of particular interest or concern.


PRODUCTS WITH INSUFFICIENT DATA

--	 SpyFu		78%	19 REVIEWS
--	 SEO Spider		77%	17 REVIEWS
--	 Botify		57%	17 REVIEWS
--	 Netpeak SEO		80%	15 REVIEWS
--	 WooRank		75%	6 REVIEWS
--	 Sitechecker SEO Platform		95%	5 REVIEWS

Vendor Capability Satisfaction

Availability and Quality of Training

Effective and readily available training enables users to get the most out of the software you've chosen. Use this section to make sure your vendor's training programs and materials measure up.



searchmetrics

SEARCHMETRICS

TOP PRODUCT

Delights

70%

Highly Satisfies

30%

Almost Satisfies















--

Disappoints

--







92%

Availability and Quality of Training

2	 Conductor	<div> <div></div> <div></div> <div></div> <div></div> <div></div> <div></div> <div></div> <div></div> <div></div> <div></div> <div></div> </div>	90%	21 REVIEWS
3	 Siteimprove	<div> <div></div> <div></div> <div></div> <div></div> <div></div> <div></div> <div></div> <div></div> <div></div> <div></div> <div></div> </div>	85%	30 REVIEWS
4	 Surfer SEO	<div> <div></div> <div></div> <div></div> <div></div> <div></div> <div></div> <div></div> <div></div> <div></div> <div></div> <div></div> </div>	84%	82 REVIEWS
5	 ContentKing for Conductor	<div> <div></div> <div></div> <div></div> <div></div> <div></div> <div></div> <div></div> <div></div> <div></div> <div></div> <div></div> </div>	83%	24 REVIEWS
6	 BrightEdge	<div> <div></div> <div></div> <div></div> <div></div> <div></div> <div></div> <div></div> <div></div> <div></div> <div></div> <div></div> </div>	83%	28 REVIEWS
7	 seoClarity	<div> <div></div> <div></div> <div></div> <div></div> <div></div> <div></div> <div></div> <div></div> <div></div> <div></div> <div></div> </div>	81%	20 REVIEWS
8	 Moz Pro	<div> <div></div> <div></div> <div></div> <div></div> <div></div> <div></div> <div></div> <div></div> <div></div> <div></div> <div></div> </div>	80%	28 REVIEWS
9	 SEO PowerSuite	<div> <div></div> <div></div> <div></div> <div></div> <div></div> <div></div> <div></div> <div></div> <div></div> <div></div> <div></div> </div>	80%	25 REVIEWS
10	 Serpstat SEO	<div> <div></div> <div></div> <div></div> <div></div> <div></div> <div></div> <div></div> <div></div> <div></div> <div></div> <div></div> </div>	79%	39 REVIEWS
11	 SE Ranking	<div> <div></div> <div></div> <div></div> <div></div> <div></div> <div></div> <div></div> <div></div> <div></div> <div></div> <div></div> </div>	79%	36 REVIEWS
12	 Semrush	<div> <div></div> <div></div> <div></div> <div></div> <div></div> <div></div> <div></div> <div></div> <div></div> <div></div> <div></div> </div>	75%	158 REVIEWS
13	 Verbolia	<div> <div></div> <div></div> <div></div> <div></div> <div></div> <div></div> <div></div> <div></div> <div></div> <div></div> <div></div> </div>	72%	22 REVIEWS
14	 WebCEO	<div> <div></div> <div></div> <div></div> <div></div> <div></div> <div></div> <div></div> <div></div> <div></div> <div></div> <div></div> </div>	71%	21 REVIEWS
15	 Ahrefs	<div> <div></div> <div></div> <div></div> <div></div> <div></div> <div></div> <div></div> <div></div> <div></div> <div></div> <div></div> </div>	69%	41 REVIEWS
		CATEGORY AVERAGE	80%	

This section provides detailed information on user satisfaction for each vendor capability regarding their product offering(s). Use these pages to dig deeper into areas of particular interest or concern.

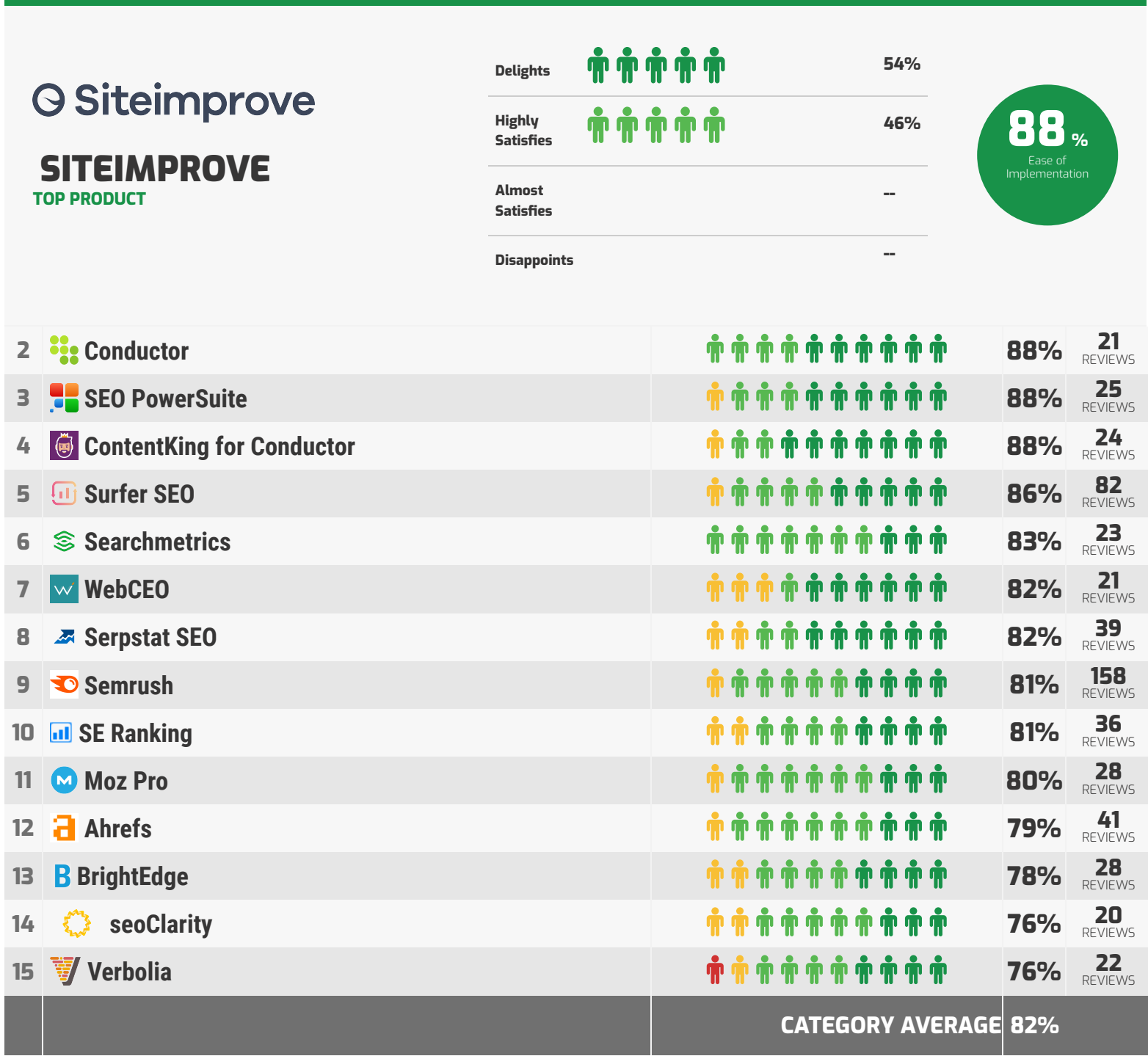
PRODUCTS WITH INSUFFICIENT DATA

--	 SpyFu	<div><div></div><div></div><div></div><div></div><div></div><div></div><div></div><div></div><div></div><div></div><div></div><div></div><div></div><div></div></div>	75%	19 REVIEWS
--	 Botify	<div><div></div><div></div><div></div><div></div><div></div><div></div><div></div><div></div><div></div><div></div><div></div><div></div><div></div><div></div></div>	76%	17 REVIEWS
--	 SEO Spider	<div><div></div><div></div><div></div><div></div><div></div><div></div><div></div><div></div><div></div><div></div><div></div><div></div><div></div><div></div></div>	76%	17 REVIEWS
--	 Netpeak SEO	<div><div></div><div></div><div></div><div></div><div></div><div></div><div></div><div></div><div></div><div></div><div></div><div></div><div></div><div></div></div>	79%	15 REVIEWS
--	 WooRank	<div><div></div><div></div><div></div><div></div><div></div><div></div><div></div><div></div><div></div><div></div><div></div><div></div><div></div><div></div></div>	81%	6 REVIEWS
--	 Sitechecker SEO Platform	<div><div></div><div></div><div></div><div></div><div></div><div></div><div></div><div></div><div></div><div></div><div></div><div></div><div></div><div></div></div>	90%	5 REVIEWS

Vendor Capability Satisfaction













Ease of Implementation

Choosing the right software is only the first step. Successfully implementing the new solution is necessary in order to realize its full value and promote end user adoption. Use the data in this section to determine which software is easy to implement, and which may jeopardize your goals by causing trouble in this stage.



This section provides detailed information on user satisfaction for each vendor capability regarding their product offering(s). Use these pages to dig deeper into areas of particular interest or concern.

PRODUCTS WITH INSUFFICIENT DATA

--	 SpyFu		79%	19 REVIEWS
--	 SEO Spider		81%	17 REVIEWS
--	 Botify		69%	17 REVIEWS
--	 Netpeak SEO		85%	15 REVIEWS
--	 WooRank		70%	6 REVIEWS
--	 Sitechecker SEO Platform		90%	5 REVIEWS

Product Feature Summary

MANDATORY FEATURES

This page summarizes user satisfaction with a variety of product features. While strong and consistent performance across the board is desirable, you may be willing to tolerate low scores on features that don't impact your primary use case or core objectives. Use this high-level data to help plan and structure your product evaluation.

PRODUCT	OVERALL FEATURE SATISFACTION	ANALYTICS AND REPORTING	AUDITING	COMPETITION ANALYSIS	CONTENT OPTIMIZATION	ON-PAGE TRACKER/ OPTIMIZATION	
Conductor	88%	85%	85%	93%	90%	87%	
Surfer SEO	85%	82%	84%	86%	88%	85%	
ContentKing for Conductor	84%	83%	87%	79%	87%	82%	
Siteimprove	83%	83%	82%	81%	85%	82%	
Semrush	82%	83%	80%	88%	80%	79%	
SEO PowerSuite	81%	75%	89%	85%	77%	81%	
Serpstat SEO	81%	80%	81%	83%	83%	78%	
Searchmetrics	81%	74%	78%	85%	86%	81%	
Ahrefs	81%	81%	80%	86%	75%	82%	
Verbolia	81%	81%	75%	82%	87%	78%	
CATEGORY AVERAGE	81%	80%	80%	84%	82%	80%	

Product Feature Summary

MANDATORY FEATURES

This page summarizes user satisfaction with a variety of product features. While strong and consistent performance across the board is desirable, you may be willing to tolerate low scores on features that don't impact your primary use case or core objectives. Use this high-level data to help plan and structure your product evaluation.

PRODUCT	OVERALL FEATURE SATISFACTION	ANALYTICS AND REPORTING	AUDITING	COMPETITION ANALYSIS	CONTENT OPTIMIZATION	ON-PAGE TRACKER/ OPTIMIZATION	
SE Ranking	80%	84%	81%	80%	77%	77%	
BrightEdge	80%	81%	73%	83%	82%	79%	
seoClarity	79%	79%	76%	84%	77%	80%	
Moz Pro	77%	83%	76%	83%	70%	75%	
WebCEO	77%	73%	71%	80%	79%	81%	
CATEGORY AVERAGE	81%	80%	80%	84%	82%	80%	

PRODUCTS WITH INSUFFICIENT DATA							
SpyFu	81%	84%	81%	88%	77%	74%	
SEO Spider	87%	87%	89%	82%	86%	89%	
Botify	69%	78%	79%	55%	67%	67%	
Netpeak SEO	89%	88%	87%	86%	88%	93%	
WooRank	88%	88%	88%	88%	94%	85%	

Product Feature Summary

MANDATORY FEATURES

This page summarizes user satisfaction with a variety of product features. While strong and consistent performance across the board is desirable, you may be willing to tolerate low scores on features that don't impact your primary use case or core objectives. Use this high-level data to help plan and structure your product evaluation.

PRODUCT	OVERALL FEATURE SATISFACTION	ANALYTICS AND REPORTING	AUDITING	COMPETITION ANALYSIS	CONTENT OPTIMIZATION	ON-PAGE TRACKER/ OPTIMIZATION	
CATEGORY AVERAGE	81%	80%	80%	84%	82%	80%	
PRODUCTS WITH INSUFFICIENT DATA							
Sitechecker SEO Platform	83%	85%	80%	75%	85%	90%	

Product Feature Summary

STANDARD FEATURES

This page summarizes user satisfaction with a variety of product features. While strong and consistent performance across the board is desirable, you may be willing to tolerate low scores on features that don't impact your primary use case or core objectives. Use this high-level data to help plan and structure your product evaluation.

PRODUCT	OVERALL FEATURE SATISFACTION	ALERTS	BACKLINK TOOLS	KEYWORD RESEARCH	LOCAL SEO	RANK TRACKING	
Conductor	88%	88%	--	92%	89%	90%	
Surfer SEO	85%	75%	--	78%	78%	77%	
ContentKing for Conductor	84%	90%	--	--	--	--	
Siteimprove	83%	75%	81%	85%	80%	84%	
Semrush	82%	78%	80%	88%	79%	86%	
SEO PowerSuite	81%	70%	73%	83%	69%	83%	
Serpstat SEO	81%	--	77%	84%	79%	84%	
Searchmetrics	81%	--	64%	79%	67%	77%	
Ahrefs	81%	76%	80%	86%	--	77%	
Verbolia	81%	72%	--	76%	78%	81%	
CATEGORY AVERAGE	81%	77%	76%	83%	77%	82%	

Product Feature Summary

STANDARD FEATURES

This page summarizes user satisfaction with a variety of product features. While strong and consistent performance across the board is desirable, you may be willing to tolerate low scores on features that don't impact your primary use case or core objectives. Use this high-level data to help plan and structure your product evaluation.

PRODUCT	OVERALL FEATURE SATISFACTION	ALERTS	BACKLINK TOOLS	KEYWORD RESEARCH	LOCAL SEO	RANK TRACKING	
SE Ranking	80%	79%	84%	83%	--	82%	
BrightEdge	80%	84%	69%	80%	71%	83%	
seoClarity	79%	74%	70%	83%	76%	87%	
Moz Pro	77%	75%	81%	79%	76%	79%	
WebCEO	77%	71%	76%	85%	78%	83%	
CATEGORY AVERAGE	81%	77%	76%	83%	77%	82%	

PRODUCTS WITH INSUFFICIENT DATA							
SpyFu	81%	74%	70%	86%	77%	81%	
SEO Spider	87%	79%	80%	85%	92%	75%	
Botify	69%	65%	48%	70%	66%	65%	
Netpeak SEO	89%	--	--	--	--	85%	
WooRank	88%	88%	75%	100%	95%	94%	

Product Feature Summary

STANDARD FEATURES

This page summarizes user satisfaction with a variety of product features. While strong and consistent performance across the board is desirable, you may be willing to tolerate low scores on features that don't impact your primary use case or core objectives. Use this high-level data to help plan and structure your product evaluation.

PRODUCT	OVERALL FEATURE SATISFACTION	ALERTS	BACKLINK TOOLS	KEYWORD RESEARCH	LOCAL SEO	RANK TRACKING	
CATEGORY AVERAGE	81%	77%	76%	83%	77%	82%	
PRODUCTS WITH INSUFFICIENT DATA							
Sitechecker SEO Platform	83%	85%	95%	95%	88%	90%	

Product Feature Satisfaction

This section provides detailed information on user satisfaction for each product feature. Use these pages to dig deeper into areas of particular interest or concern.

Product Features

This table lists and describes all the features that are evaluated in the Search Engine Optimization software category. For your convenience, these descriptions are repeated under the feature subheadings in the subsequent pages.

Mandatory Features			
Analytics and Reporting	Includes historical & real-time dashboard visualizations, detailed & summary reporting and easy data extraction for data analysis.	Competition Analysis	Provides an informed view of what competitors are doing in terms of keywords, ranks and organic traffic.
	Tools crawl a website, check links, loading speeds etc. and provides feedback on a website's SEO "health".		The ability to dynamically optimize content deployed to certain channels (web, mobile, social) using customer profiles.
Auditing		On-Page Tracker/Optimization	Pinpoints a website's weaknesses and suggests ideas to improve page rankings.
Standard Features			
Alerts	Ability to provide realtime threat or suspicious activity alerts.	Keyword Research	Helps users pick the best keywords or phrases to target and bring in site traffic.
			Assists in optimizing a website for local searches and targeting local customers.
Backlink Tools	Build a website's backlink profile, discover new opportunities for acquiring links, manage and audit your backlinks.	Local SEO	
			The ability to check keyword ranks on one or many major search engines.
		Rank Tracking	
Differentiating Features			
Change Tracking	The ability to track all website changes including page/website history, search functions, robots.txt file changes & change tracking on custom elements.	Holistic Visibility Tracking	SEOs risk SERP cannibalization across their own content if they do not measure the search visibility of all their digital assets – not just owned domains.
			Create and manage SEO tasks and content/optimization briefs directly in-platform with seamless sharing to task management solutions.
		Productivity/Task Management	

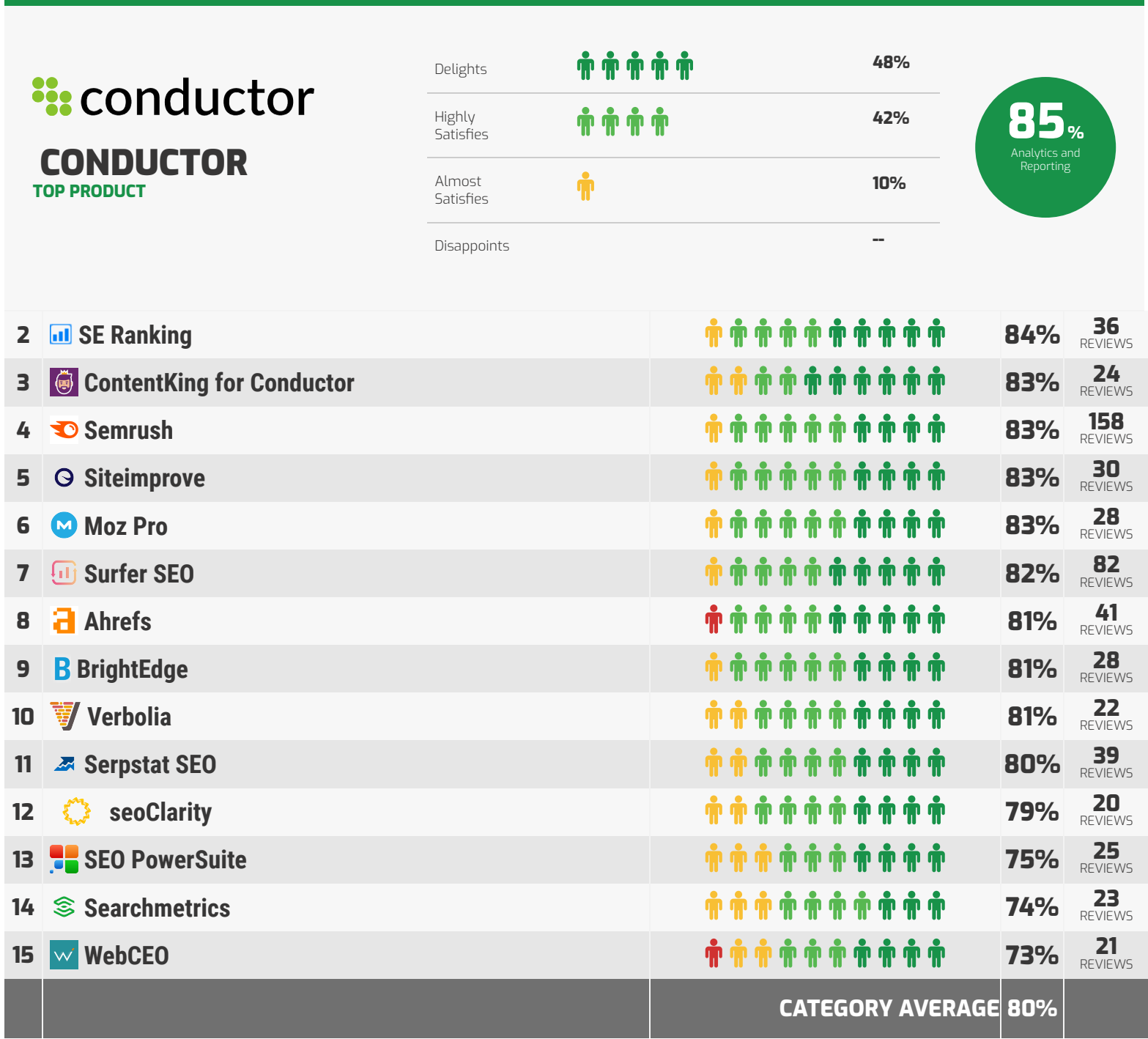
Product Feature Satisfaction

This section provides detailed information on user satisfaction for each product feature. Use these pages to dig deeper into areas of particular interest or concern.

Analytics and Reporting

Mandatory Feature

Includes historical & real-time dashboard visualizations, detailed & summary reporting and easy data extraction for data analysis.



PRODUCTS WITH INSUFFICIENT DATA

--	SpyFu	<div><div></div><div></div><div></div><div></div><div></div><div></div><div></div><div></div><div></div><div></div><div></div><div></div><div></div><div></div></div>	84%	19 REVIEWS
--	SEO Spider	<div><div></div><div></div><div></div><div></div><div></div><div></div><div></div><div></div><div></div><div></div><div></div><div></div><div></div><div></div></div>	87%	17 REVIEWS
--	Botify	<div><div></div><div></div><div></div><div></div><div></div><div></div><div></div><div></div><div></div><div></div><div></div><div></div><div></div><div></div></div>	78%	17 REVIEWS
--	Netpeak SEO	<div><div></div><div></div><div></div><div></div><div></div><div></div><div></div><div></div><div></div><div></div><div></div><div></div><div></div><div></div></div>	88%	15 REVIEWS
--	WooRank	<div><div></div><div></div><div></div><div></div><div></div><div></div><div></div><div></div><div></div><div></div><div></div><div></div><div></div><div></div></div>	88%	6 REVIEWS
--	Sitechecker SEO Platform	<div><div></div><div></div><div></div><div></div><div></div><div></div><div></div><div></div><div></div><div></div><div></div><div></div><div></div><div></div></div>	85%	5 REVIEWS

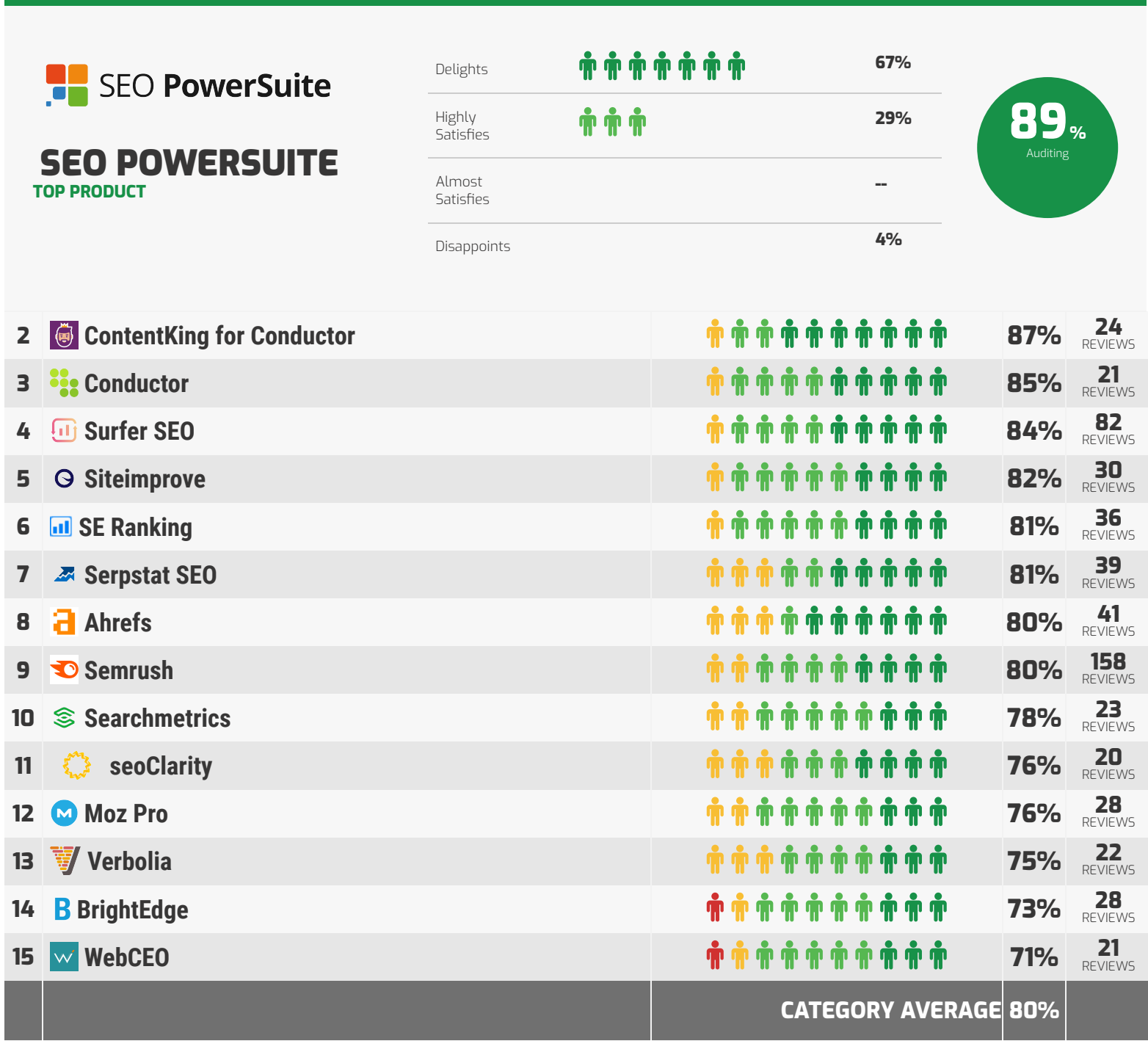
Product Feature Satisfaction

This section provides detailed information on user satisfaction for each product feature. Use these pages to dig deeper into areas of particular interest or concern.

Auditing

Mandatory Feature

Tools crawl a website, check links, loading speeds etc. and provides feedback on a website's SEO "health".



PRODUCTS WITH INSUFFICIENT DATA

--	SpyFu	<div><div></div><div></div><div></div><div></div><div></div><div></div><div></div><div></div><div></div><div></div><div></div><div></div><div></div><div></div><div></div></div>	81%	19 REVIEWS
--	SEO Spider	<div><div></div><div></div><div></div><div></div><div></div><div></div><div></div><div></div><div></div><div></div><div></div><div></div><div></div><div></div><div></div></div>	89%	17 REVIEWS
--	Botify	<div><div></div><div></div><div></div><div></div><div></div><div></div><div></div><div></div><div></div><div></div><div></div><div></div><div></div><div></div><div></div></div>	79%	17 REVIEWS
--	Netpeak SEO	<div><div></div><div></div><div></div><div></div><div></div><div></div><div></div><div></div><div></div><div></div><div></div><div></div><div></div><div></div><div></div></div>	87%	15 REVIEWS
--	WooRank	<div><div></div><div></div><div></div><div></div><div></div><div></div><div></div><div></div><div></div><div></div><div></div><div></div><div></div><div></div><div></div></div>	88%	6 REVIEWS
--	Sitechecker SEO Platform	<div><div></div><div></div><div></div><div></div><div></div><div></div><div></div><div></div><div></div><div></div><div></div><div></div><div></div><div></div><div></div></div>	80%	5 REVIEWS

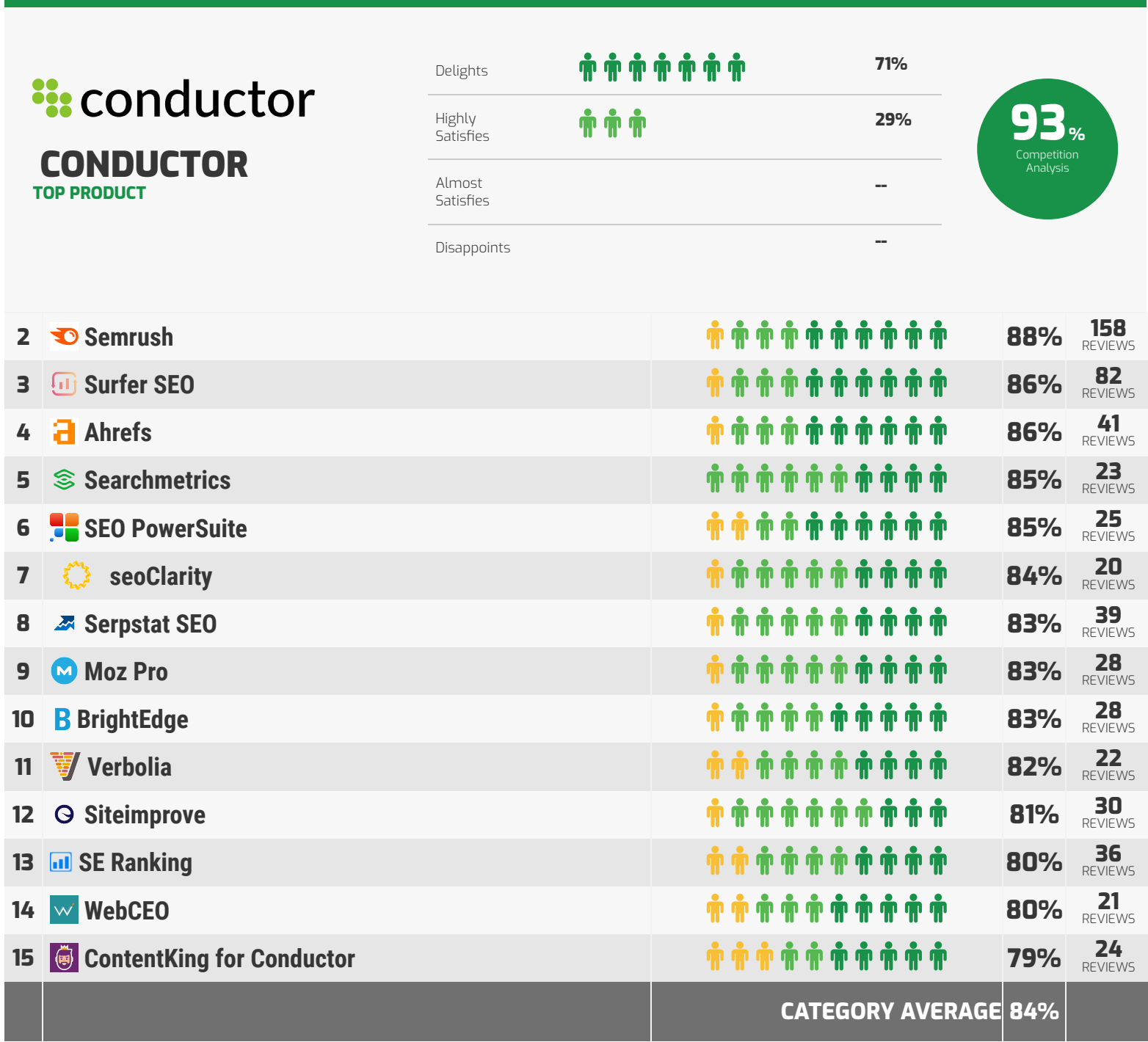
Product Feature Satisfaction

This section provides detailed information on user satisfaction for each product feature. Use these pages to dig deeper into areas of particular interest or concern.













Competition Analysis

Mandatory Feature

Provides an informed view of what competitors are doing in terms of keywords, ranks and organic traffic.



PRODUCTS WITH INSUFFICIENT DATA

--	 SpyFu		88%	19 REVIEWS
--	 SEO Spider		82%	17 REVIEWS
--	 Botify		55%	17 REVIEWS
--	 Netpeak SEO		86%	15 REVIEWS
--	 WooRank		88%	6 REVIEWS
--	 Sitechecker SEO Platform		75%	5 REVIEWS

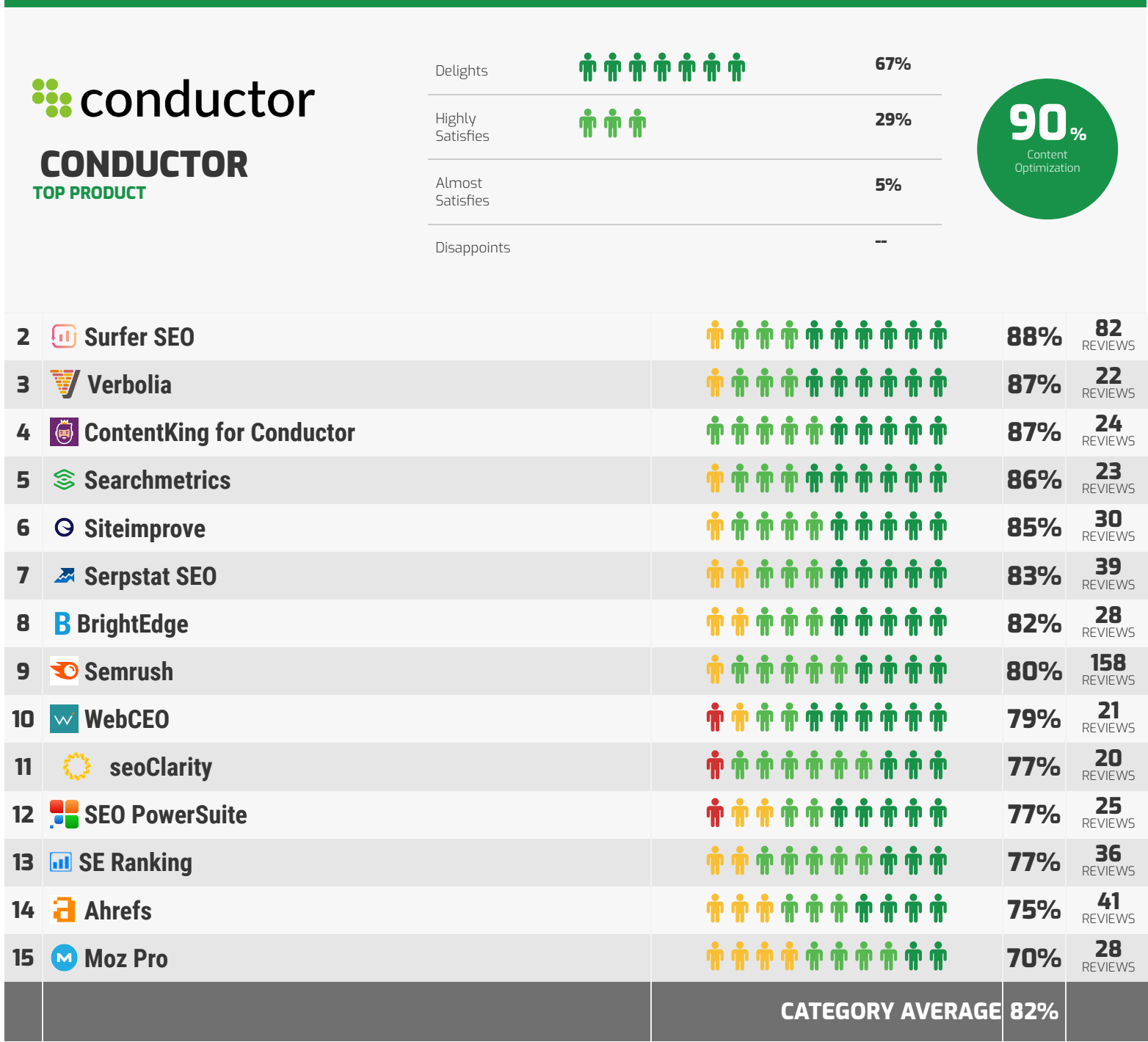
Product Feature Satisfaction

This section provides detailed information on user satisfaction for each product feature. Use these pages to dig deeper into areas of particular interest or concern.













Content Optimization

Mandatory Feature

The ability to dynamically optimize content deployed to certain channels (web, mobile, social) using customer profiles.



PRODUCTS WITH INSUFFICIENT DATA

--	 SpyFu		77%	19 REVIEWS
--	 SEO Spider		86%	17 REVIEWS
--	 Botify		67%	17 REVIEWS
--	 Netpeak SEO		88%	15 REVIEWS
--	 WooRank		94%	6 REVIEWS
--	 Sitechecker SEO Platform		85%	5 REVIEWS

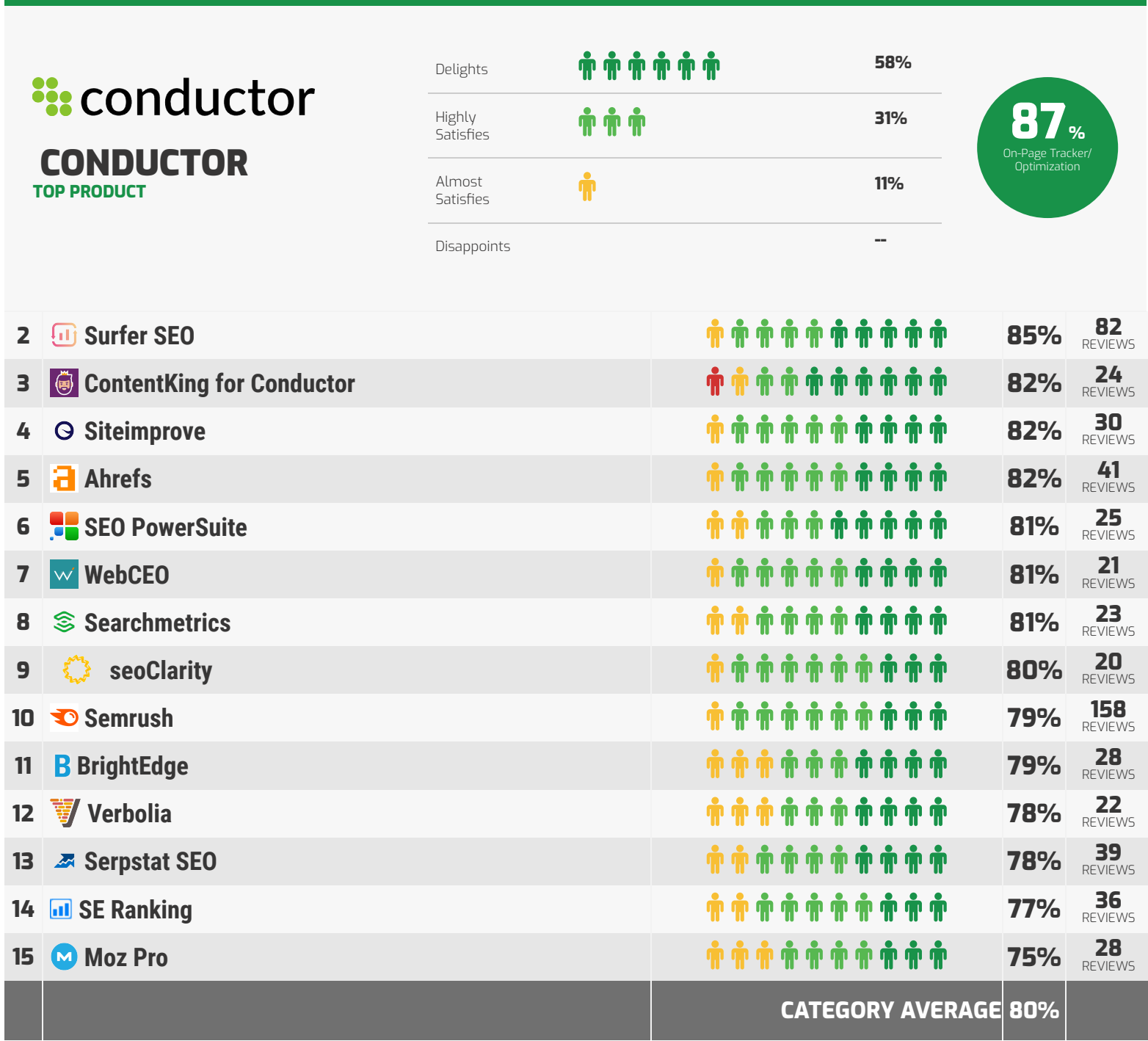
Product Feature Satisfaction

This section provides detailed information on user satisfaction for each product feature. Use these pages to dig deeper into areas of particular interest or concern.













On-Page Tracker/Optimization

Mandatory Feature

Pinpoints a website's weaknesses and suggests ideas to improve page rankings.



PRODUCTS WITH INSUFFICIENT DATA

--	 SpyFu		74%	19 REVIEWS
--	 SEO Spider		89%	17 REVIEWS
--	 Botify		67%	17 REVIEWS
--	 Netpeak SEO		93%	15 REVIEWS
--	 WooRank		85%	6 REVIEWS
--	 Sitechecker SEO Platform		90%	5 REVIEWS

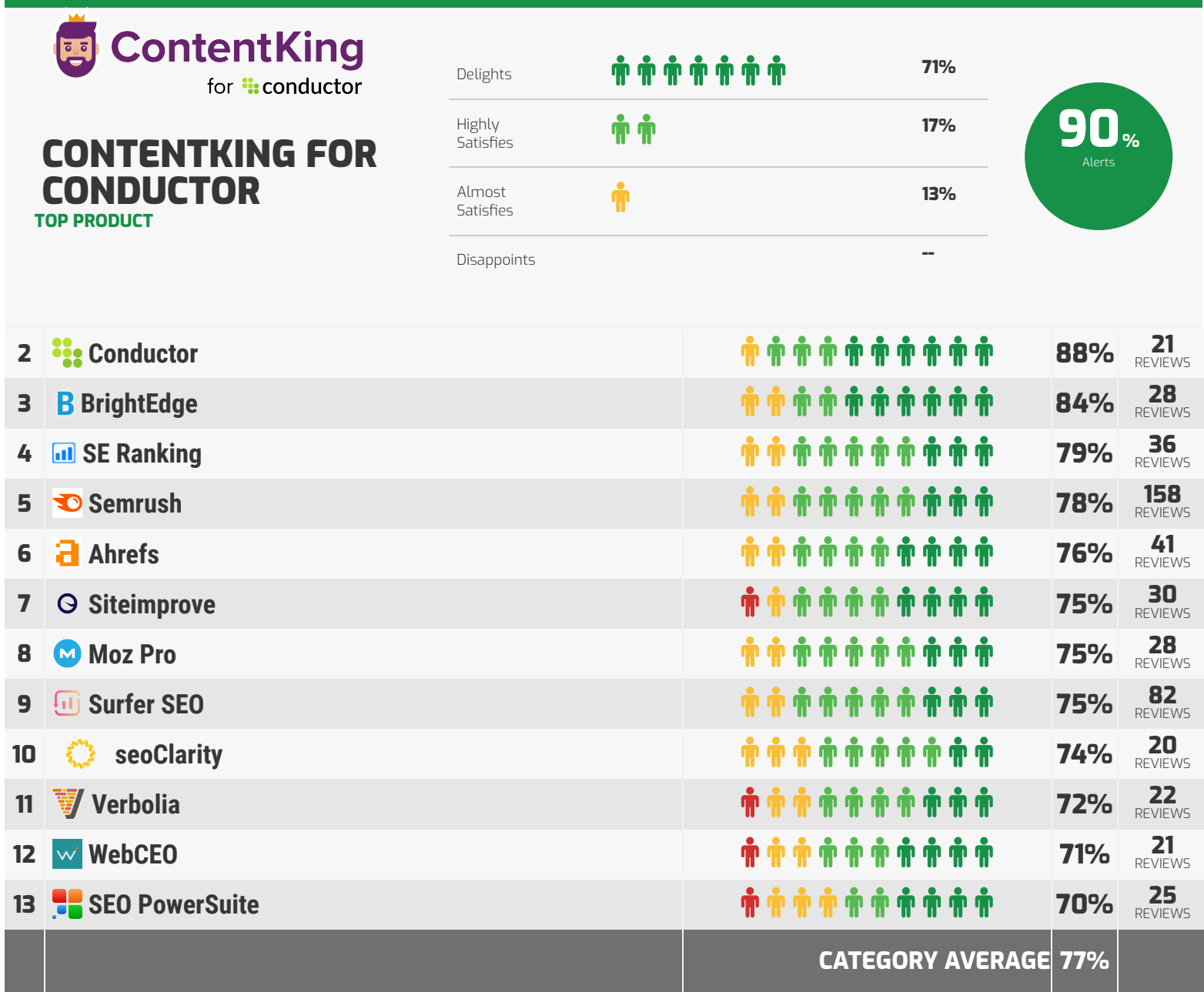
Product Feature Satisfaction

This section provides detailed information on user satisfaction for each product feature. Use these pages to dig deeper into areas of particular interest or concern.





Alerts




Standard Feature

Ability to provide realtime threat or suspicious activity alerts.



PRODUCTS WITH INSUFFICIENT DATA

--	 SpyFu		74%	19 REVIEWS
--	 SEO Spider		79%	17 REVIEWS

--	 Botify		65%	17 REVIEWS
--	 WooRank		88%	6 REVIEWS
--	 Sitechecker SEO Platform		85%	5 REVIEWS

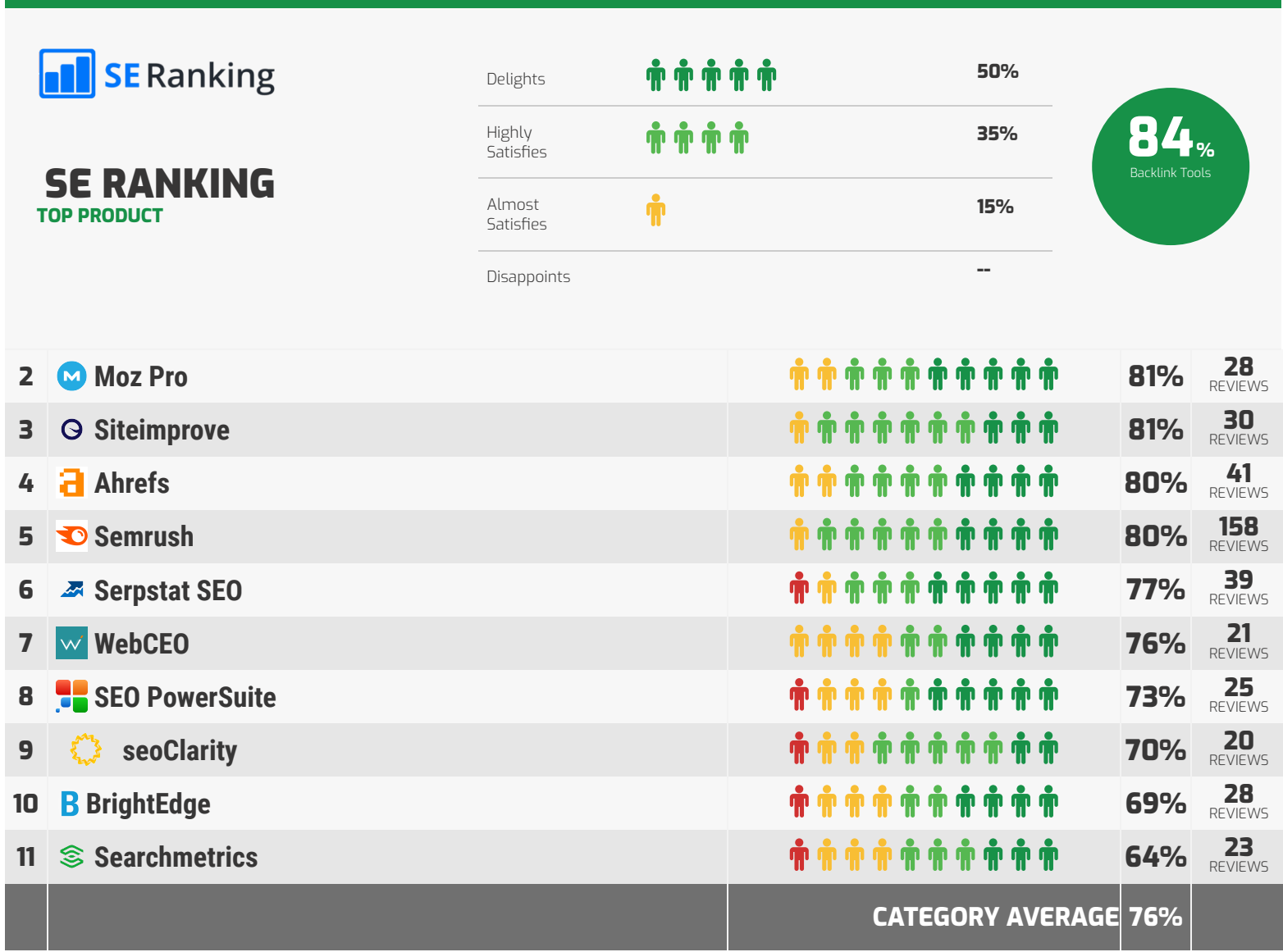
Product Feature Satisfaction

This section provides detailed information on user satisfaction for each product feature. Use these pages to dig deeper into areas of particular interest or concern.

Backlink Tools

Standard Feature

Build a website's backlink profile, discover new opportunities for acquiring links, manage and audit your backlinks.



PRODUCTS WITH INSUFFICIENT DATA

--	<div></div> SpyFu	<div><div></div><div></div><div></div><div></div><div></div><div></div><div></div><div></div><div></div><div></div><div></div><div></div></div>	70%	19 REVIEWS
--	<div></div> SEO Spider	<div><div></div><div></div><div></div><div></div><div></div><div></div><div></div><div></div><div></div><div></div><div></div><div></div></div>	80%	17 REVIEWS
--	<div></div> Botify	<div><div></div><div></div><div></div><div></div><div></div><div></div><div></div><div></div><div></div><div></div><div></div><div></div></div>	48%	17 REVIEWS
--	<div></div> WooRank	<div><div></div><div></div><div></div><div></div><div></div><div></div><div></div><div></div><div></div><div></div><div></div><div></div></div>	75%	6 REVIEWS

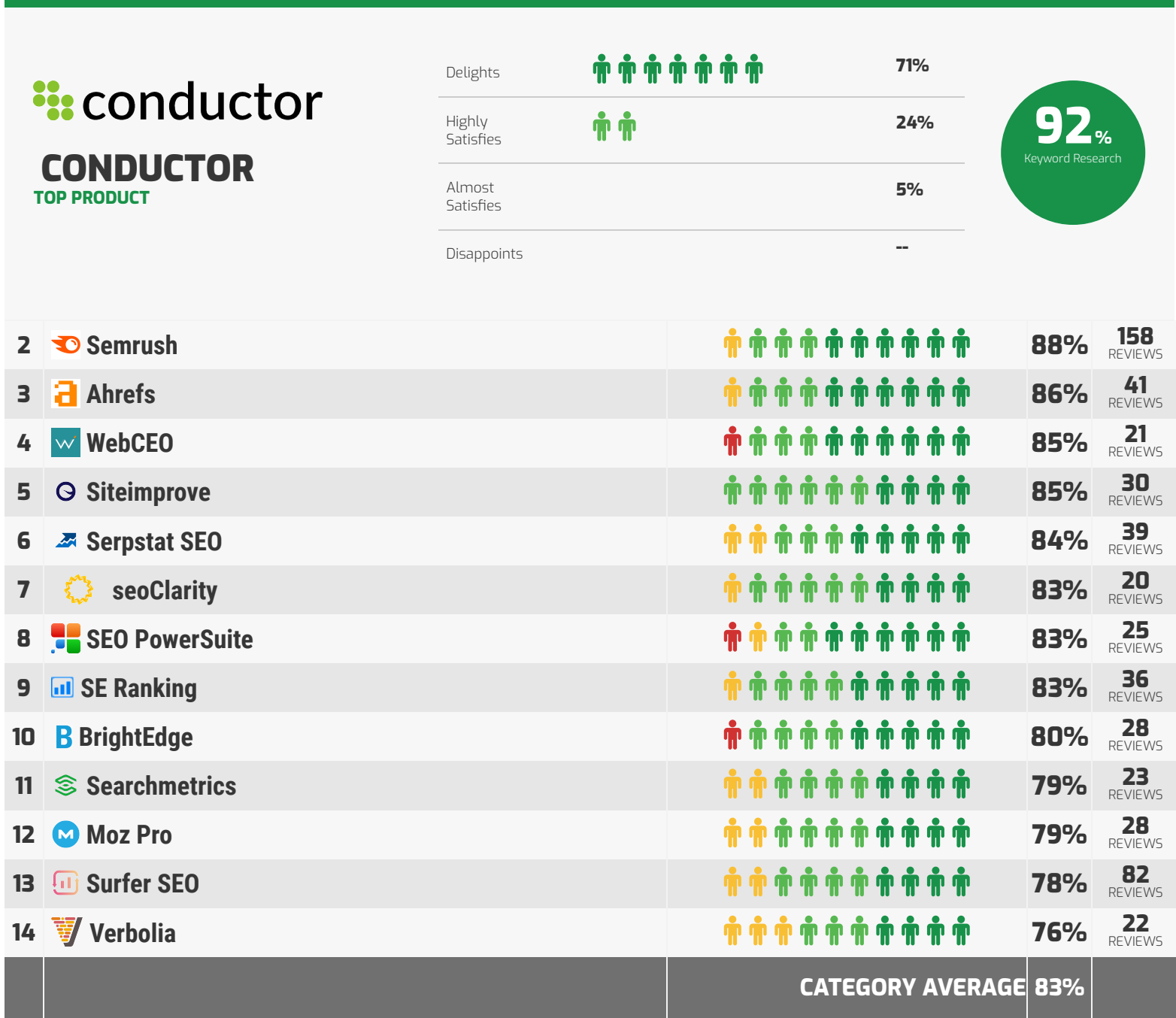
Product Feature Satisfaction

This section provides detailed information on user satisfaction for each product feature. Use these pages to dig deeper into areas of particular interest or concern.

Keyword Research

Standard Feature

Helps users pick the best keywords or phrases to target and bring in site traffic.



PRODUCTS WITH INSUFFICIENT DATA

--	SpyFu	<div><div></div><div></div><div></div><div></div><div></div><div></div><div></div><div></div><div></div><div></div><div></div><div></div><div></div><div></div><div></div></div>	86%	19 REVIEWS
--	SEO Spider	<div><div></div><div></div><div></div><div></div><div></div><div></div><div></div><div></div><div></div><div></div><div></div><div></div><div></div><div></div><div></div></div>	85%	17 REVIEWS
--	Botify	<div><div></div><div></div><div></div><div></div><div></div><div></div><div></div><div></div><div></div><div></div><div></div><div></div><div></div><div></div><div></div></div>	70%	17 REVIEWS
--	WooRank	<div><div></div><div></div><div></div><div></div><div></div><div></div><div></div><div></div><div></div><div></div><div></div><div></div><div></div><div></div><div></div></div>	100%	6 REVIEWS
--	Sitechecker SEO Platform	<div><div></div><div></div><div></div><div></div><div></div><div></div><div></div><div></div><div></div><div></div><div></div><div></div><div></div><div></div><div></div></div>	95%	5 REVIEWS

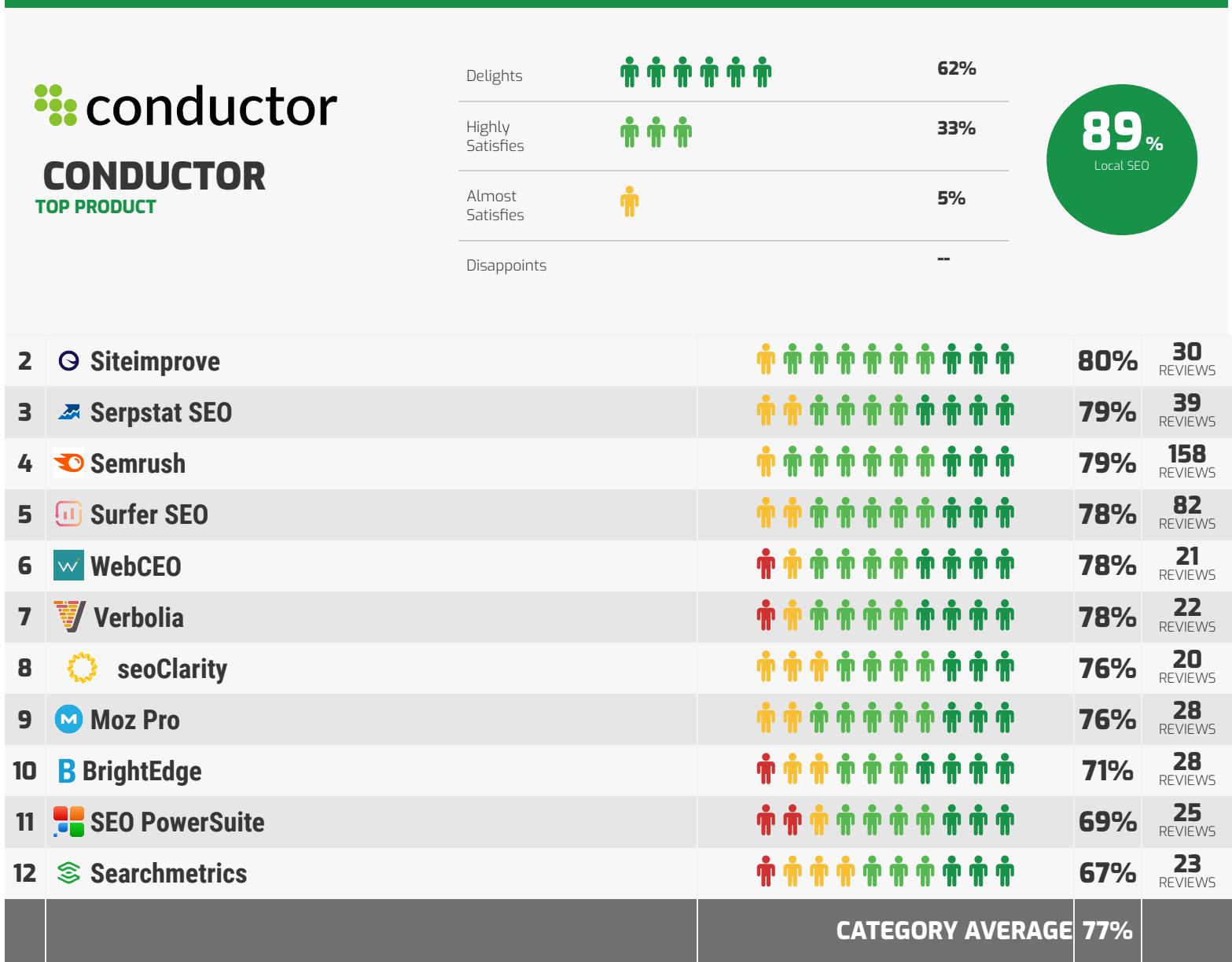
Product Feature Satisfaction

This section provides detailed information on user satisfaction for each product feature. Use these pages to dig deeper into areas of particular interest or concern.




Local SEO





Standard Feature

Assists in optimizing a website for local searches and targeting local customers.



PRODUCTS WITH INSUFFICIENT DATA

--	 SpyFu		77%	19 REVIEWS
--	 SEO Spider		92%	17 REVIEWS
--	 Botify		66%	17 REVIEWS

--	 WooRank		95%	6 REVIEWS
--	 Sitechecker SEO Platform		88%	5 REVIEWS

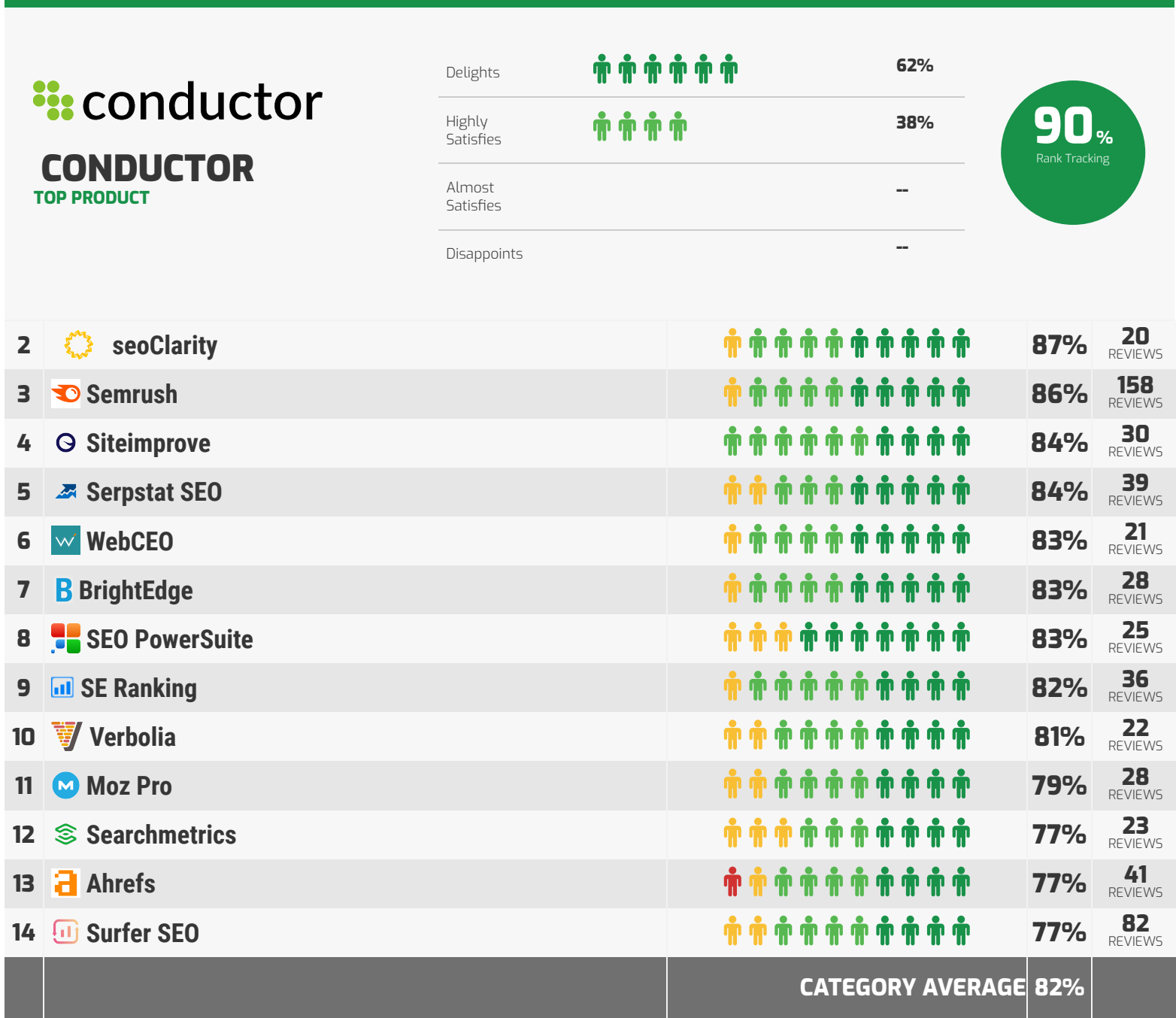
Product Feature Satisfaction

This section provides detailed information on user satisfaction for each product feature. Use these pages to dig deeper into areas of particular interest or concern.

Rank Tracking

Standard Feature

The ability to check keyword ranks on one or many major search engines.



PRODUCTS WITH INSUFFICIENT DATA

--	SpyFu	<div><div></div><div></div><div></div><div></div><div></div><div></div><div></div><div></div><div></div><div></div><div></div><div></div><div></div><div></div><div></div></div>	81%	19 REVIEWS
--	SEO Spider	<div><div></div><div></div><div></div><div></div><div></div><div></div><div></div><div></div><div></div><div></div><div></div><div></div><div></div><div></div><div></div></div>	75%	17 REVIEWS
--	Botify	<div><div></div><div></div><div></div><div></div><div></div><div></div><div></div><div></div><div></div><div></div><div></div><div></div><div></div><div></div><div></div></div>	65%	17 REVIEWS
--	Netpeak SEO	<div><div></div><div></div><div></div><div></div><div></div><div></div><div></div><div></div><div></div><div></div><div></div><div></div><div></div><div></div><div></div></div>	85%	15 REVIEWS
--	WooRank	<div><div></div><div></div><div></div><div></div><div></div><div></div><div></div><div></div><div></div><div></div><div></div><div></div><div></div><div></div><div></div></div>	94%	6 REVIEWS
--	Sitechecker SEO Platform	<div><div></div><div></div><div></div><div></div><div></div><div></div><div></div><div></div><div></div><div></div><div></div><div></div><div></div><div></div><div></div></div>	90%	5 REVIEWS

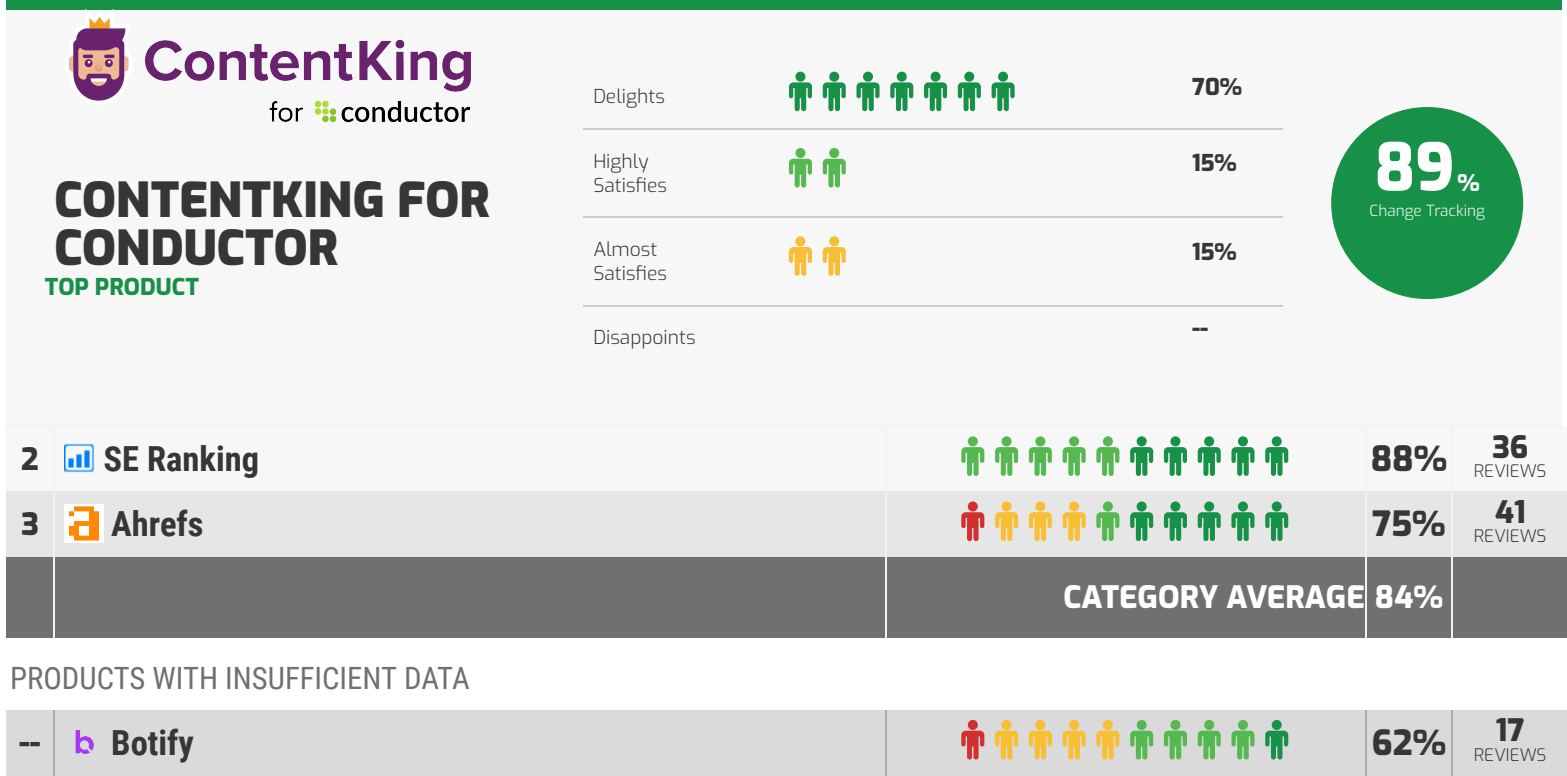
Product Feature Satisfaction

This section provides detailed information on user satisfaction for each product feature. Use these pages to dig deeper into areas of particular interest or concern.

Change Tracking

Differentiating Feature

The ability to track all website changes including page/website history, search functions, robots.txt file changes & change tracking on custom elements.



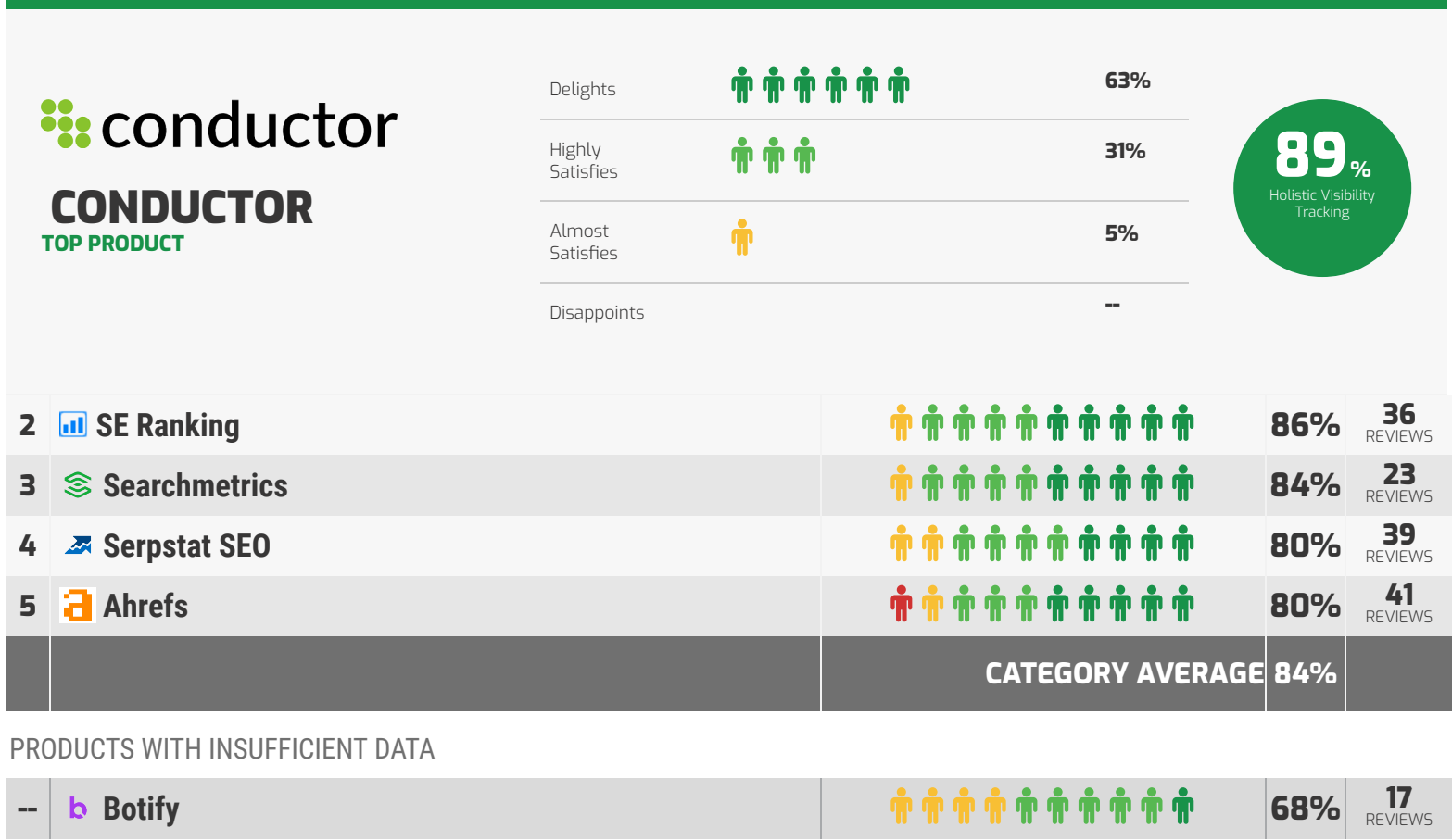
Product Feature Satisfaction

This section provides detailed information on user satisfaction for each product feature. Use these pages to dig deeper into areas of particular interest or concern.

Holistic Visibility Tracking

Differentiating Feature

SEOs risk SERP cannibalization across their own content if they do not measure the search visibility of all their digital assets – not just owned domains.



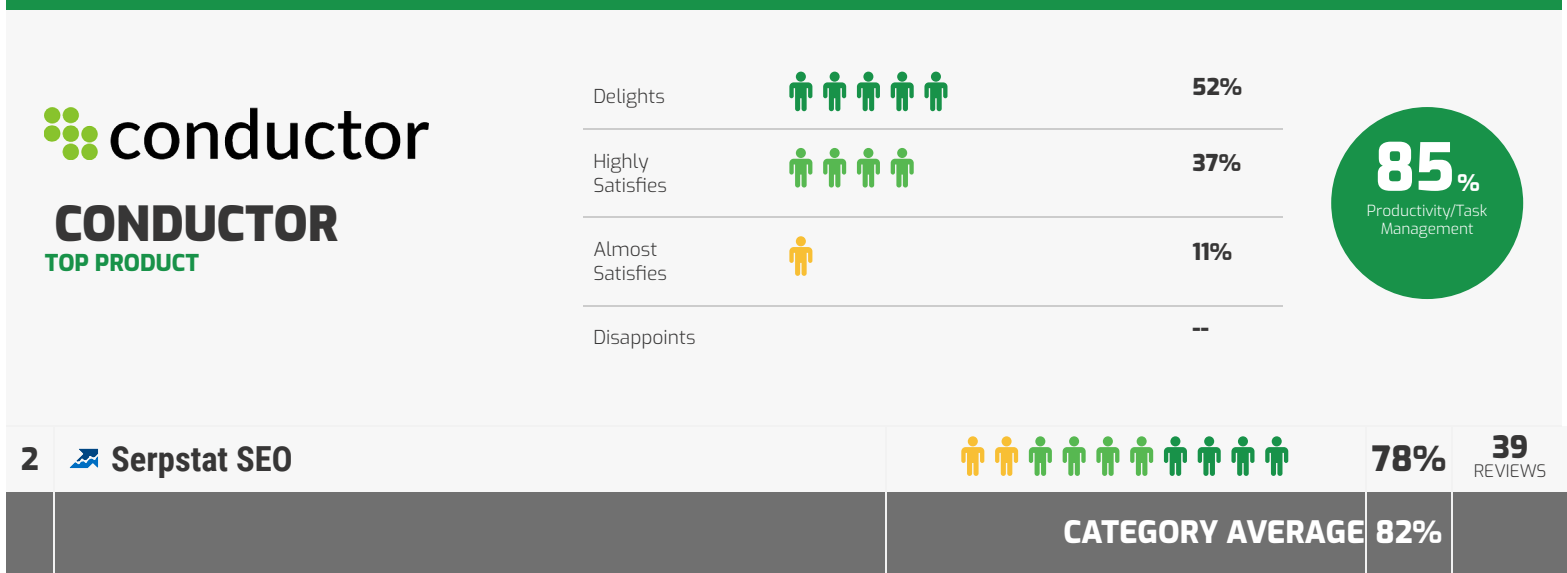
Product Feature Satisfaction

This section provides detailed information on user satisfaction for each product feature. Use these pages to dig deeper into areas of particular interest or concern.

Productivity/Task Management

Differentiating Feature

Create and manage SEO tasks and content/optimization briefs directly in-platform with seamless sharing to task management solutions.



PRODUCTS WITH INSUFFICIENT DATA

--	 Botify		57%	17 REVIEWS
----	---	--	-----	---------------